

Holiday Homework – Grade-2 -2019-2020

“Learn Something From Everything”



DEAR CHILDREN

IT'S TIME FOR A FUN FILLED AND RELAXING SUMMER BREAK. HOWEVER, DURING THE LONG SCORCHING SUMMER MONTHS, WHETHER YOU ARE TRAVELLING OR AT HOME, TIME MUST BE SPENT MEANINGFULLY AND INTERESTINGLY SO THAT YOU KEEP IN TOUCH WITH SCHOOL WORK AND HAVE LOTS OF FUN. SWITCH ON THE THINKING ENGINES OF YOUR MIND. WHATEVER YOU HAVE LEARNT, JUST REWIND.

GENERAL INSTRUCTIONS:

- * The assignments should be done as per the instructions given. It should be neatly labelled and your name, class and section should be mentioned clearly.*
- *Do all the written work as specified by the subject teacher.*
- *Submit your homework in separate folder (Subject wise)*
- *The work will be assessed in terms of accuracy, neatness, creativity and timely submission.*
- *Revise all the work done in the notebooks.*

RUBRICS FOR HOLIDAY HOMEWORK

Holiday Homework carries marks and will be assessed based on the following :

- ❖ Collection of data and Relevance of the content-5
- ❖ Expression of the ideas-5
- ❖ Creativity-5
- ❖ Presentation-5



1) Travelogue - Prepare a booklet using colour papers and write about any place you visit during the holidays. Cover the following points-

- Name of the place you visited.
- Where is that place?
- How did you travel?
- Who all went with you?
- What did you see there?
- Paste pictures and photographs.

2) Read and enjoy the following stories:[Collect Author's Name]

- A Lion in Paris
- I Have a Home
- Rumpelstiltskin
- Rapunzel
- Beauty and the Beast
- The Tinderbox

Or any other interesting stories.

Choose your favourite from amongst them and answer the following:

Note: It should be a true account of your reading.

a) Name of the book _____

b) Name of the author _____

c) I liked the book because _____

d) My favourite character/characters of the story. _____

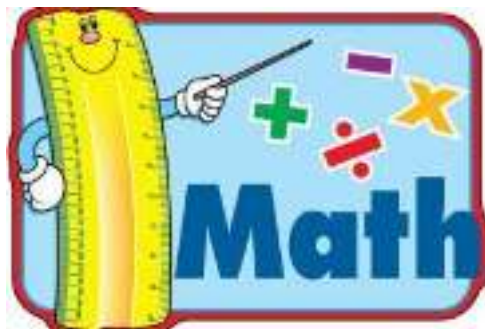
e)The story is about_____

Illustrate and stick/draw the pictures of your favourite character in the story on an A-4 size sheet.

3)Prepare a beautiful Birthday greeting card for your friend.

4)Write five sentences about the picture given.

Clues : Grandparents-love and care-play-stories-gift



1. Differentiate 2D and 3D shapes with the help of examples .

<https://www.youtube.com/watch?v=lUsbK04TdgQ>



2. Make a 2D or 3D model using geometrical shapes.

https://www.youtube.com/watch?v=j5xw0OK0_5E



3. Learn multiplication tables of 1 to 5.



1. Research on the balanced diet and its importance in your daily life.

[A4 size color sheet- Maximum 4 pages]

2. Help your mother to prepare a balanced meal for breakfast/lunch/dinner at home during vacation . Make an album with photos of, preparing these meals and sharing with your friends and family. Mention the ingredients used.



हिंदी

MAKE A COLLAGE BY USING उ,ऊ,ऋ,ए,ऐ की मात्रा PICTURES AND WORDS.



വിവിധ ഇനം മരങ്ങളുടെ ചിത്രങ്ങൾ ശേഖരിച്ച് ആൽഭരം തയ്യാറാക്കുക(അച്ചിൽ കുറയരുത്)

മരങ്ങളുടെ ഉപ യോഗത്തെ കുറിച്ച് ലഘു കുറിപ്പ് എഴുതുക (അഞ്ചു വാചകങ്ങളാൽ)



اردو

1. اسکریب بک بنائی جس میں سات پہلوں اور سات سبزیوں کی تصاویر لگائیں۔ اور اردو میں نام لکھیں۔

2. اپنی کتاب میں سے سبق "اچھا لڑکا" اور "نیکی" کا ایک پیراگراف روزانہ Reading کریں۔




Project gives children a better understanding of Identifying themselves. Make a model like the one given down and write your name, age, grade, country and home location in Arabic words .



Bangla: তোমার প্রিয় ৫ কি ফলেছ ছবি আঁক এবং তাদের নাম লিখো ।
আ কার , ই কার , উ কার , এ কার ,এবং ও কার দিয়ে ৫ কি শব্দ লিখো ।

French :

- 1 - Ecrire les nombres de 1 - 10 en lettre**
- 2 - Quelle est la nationalité (masculin et féminin) des pays suivants : Allemagne, Suisse, Pakistan, Égypte, Indonésie, Espagne, Nigéria, Russie**
- 3 - Trouvez les couleurs sur l'image, et quels sont les autres couleurs que vous connaissez?**



Memorize the surah Al Qadr and surah At Takathur with tajweed and learn the translation.

https://www.youtube.com/watch?v=q1oWCCbN_VM

<https://www.youtube.com/watch?v=RnMm408nGp>

Find out

- ❖ Why are we keen to perform prayer?
- ❖ Three suggestions that would help you to perform your prayer with reverence and confidence?

Note: Prepare well all work from notebook and worksheets for PA2 exam.

UAE SOCIAL STUDIES

A storytelling journey




1) Visit any one of the following tourist attractive places in UAE and make a report (50 words in A4 paper) about your visit. (along with your family photograph).

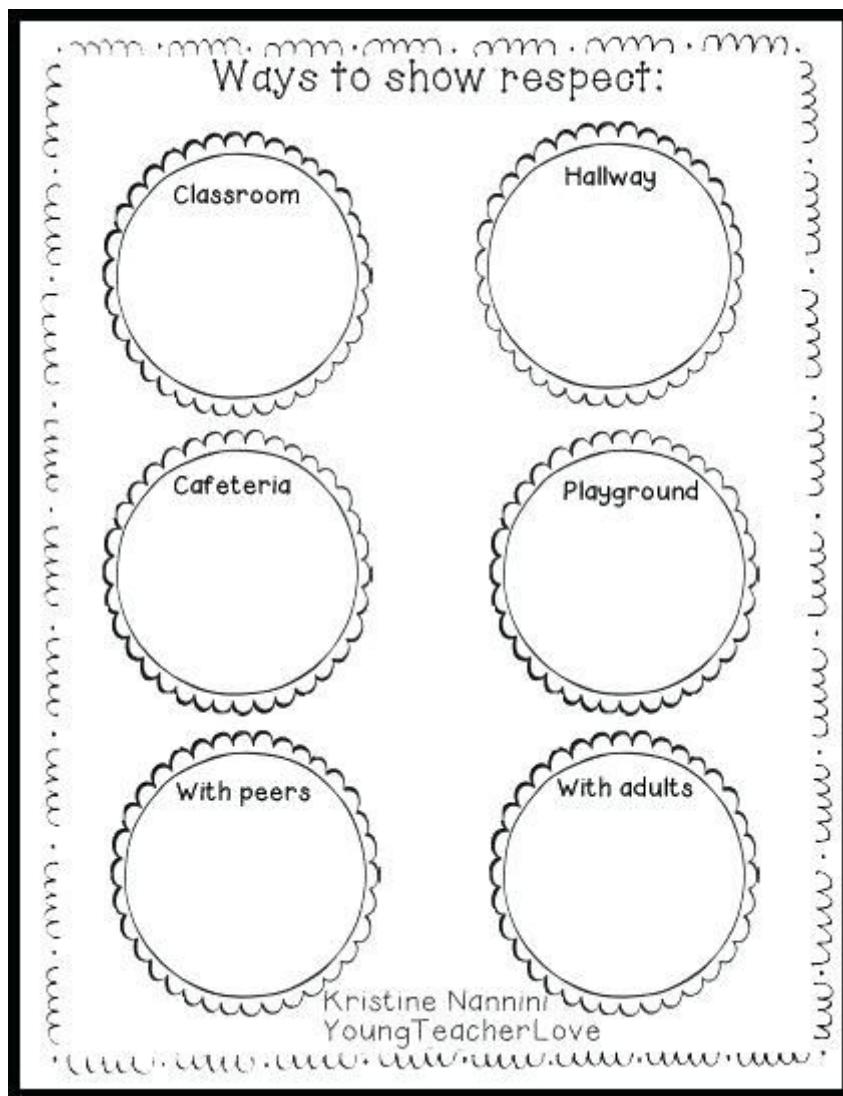


OR

2) Collect and paste the pictures of Emirati traditional clothing, both men and women in an A4 size paper and label it .

https://www.google.com/search?q=emirati+clothing&source=lnms&tbm=isch&sa=X&ved=0ahUKEwjC1b_CiY7jAhVp6uAK





CYBER SQUARE

Complete all the assignments of the syllabus **Types of computer & Input/Output devices, Internet, web browsers** and **Tux Paint** from the Course: CYBER SQUARE Grade 2 Text Ver 2.1

CYBER PORTAL CREDENTIALS:

URL: hbtath.99lms.com (Either you can login using the given url or through school website www.tallah.habitatschool.org as shown in the YouTube link)

USERNAME: **Student code (4 digit Reg no in the school ID)**

PASSWORD: user12345

Kindly find the YouTube link for cyber square user manual.

<https://www.youtube.com/watch?v=GBVTWNtPVpg>

FARMING

1.Students are required to collect vegetable seeds and saplings (flowering annuals for vertical garden, flowering shrubs or medicinal plants.) for the next farming season. Along with this bring the used pepsi bottles (2litres -size)for vertical garden.



2.Make a visit to the fruit and vegetable market with your parents. Identify the items and select ten among them. Take the print out of these selected fruits and vegetables together with the plants bearing these and stick it in an A4 size paper.



Kindly go through the below links to practice for Habitat Anthem and Group Song

<https://drive.google.com/file/d/1E3yU3pJodB1O1u-Y-xVJB4tlcqdR4AXZ/view?usp=sharing>

<https://drive.google.com/file/d/1JIZ0IA7bkAc5kUFZ0FuJdQmO3WupqHbx/view?usp=sharing>



So learn while singing and sing while learning

UAE National Agenda



PISA: To be among the 20 highest performing countries in PISA



Completion of high school education: To ensure that 90% of Emirati students complete their high school education.



High skills in Arabic language: To ensure that 90% of Grade 9 students develop high skills in Arabic language in the UAE NAP assessment



Highly-effective school leadership: To ensure that 100% of public schools have highly-effective school leadership



TIMSS: To be among the 15 highest performing countries in TIMSS



Attending pre-primary: To ensure that 95% of children in the UAE attend pre-primary education.



Highly-quality teachers: To ensure that 100% of schools have high-quality teachers.



University foundation programme: To ensure that no students need to join the university foundation programme.

IT'S MANDATORY FOR THE STUDENTS TO KNOW THE UAE NATIONAL AGENDA.THERE WILL BE AN ORAL-TEST REGARDING THE UAE NATIONAL AGENDA IN SEPTEMBER FOR MORAL EDUCATION.

