

## **HOLIDAY HOMEWORK – GRADE-1 2019-2020**

**“Learn Something From Everything”**



**DEAR CHILDREN**

**IT'S TIME FOR A FUN FILLED AND RELAXING SUMMER BREAK. HOWEVER, DURING THE LONG SCORCHING SUMMER MONTHS, WHETHER YOU ARE TRAVELLING OR AT HOME, TIME MUST BE SPENT MEANINGFULLY AND INTERESTINGLY SO THAT YOU KEEP IN TOUCH WITH SCHOOL WORK AND HAVE LOTS OF FUN. SWITCH ON THE THINKING ENGINES OF YOUR MIND. WHATEVER YOU HAVE LEARNT, JUST REWIND.**

### **GENERAL INSTRUCTIONS:**

- \* The assignments should be done as per the instructions given. It should be neatly labelled and your name, class and section should be mentioned clearly.**
- \*Do all the written work as specified by the subject teacher.**
- \*Submit your homework in separate folder (Subject wise)**
- \*The work will be assessed in terms of accuracy, neatness, creativity and timely submission.**
- \*Revise all the work done in the notebooks.**

### **RUBRICS FOR HOLIDAY HOMEWORK**

**Holiday Homework carries marks and will be assessed based on the following :**

- ❖ Collection of data and Relevance of the content-5**
- ❖ Expression of the ideas-5**
- ❖ Creativity-5**
- ❖ Presentation-5**



## ENGLISH:

### 1. Make a Scrapbook:

Read the newspaper with the help of parents and find at least 20 new words and its meaning. Make a small dictionary/ Pictionary of your own.

### 2. Narrate a story.

Read some story books like Daddoo's Day Out, Sam's Christmas Present, Little Painters, Magic Feather and narrate any one story which you read in the classroom after vacation.

### 3. Picture Chart

Make a picture chart of nouns and verbs.



1. Create an object/picture using best out of waste. Concept of geometrical shape should be the base of your creation.


or

Make a drawing of a robot using different geometrical shapes in A4 sheet.

2. Collect mobile numbers of your 10 relatives and arrange the numbers in i) Ascending order.

ii) Descending order.

3. Make a model of a clock. ( by using cardboard , foam sheets etc )



### Activity 1

1. Make a Kutch house on a colored A4 sheet ,using the materials like Straws, leaves, sticks, etc.

<https://www.youtube.com/watch?v=AcdGApO0rP8>

2. Collect a few pictures from old magazines or newspapers of your favourite things /people/places. Make a collage of these pictures on a coloured A4 size paper. Write interesting captions for the moment, a few examples are given below.

Eg: My favourite place ,My favourite food , My favourite costume etc....

### **SECOND LANGUAGE**

**Hindi:**

**MAKE A BOOKLET BY USING PICTURES OF SWAR ॐ to अः , VYANJAN क to ज**

**Malayalam:**

ഓരോ സ്വരാക്ഷരങ്ങളുടെയും ചിഹ്നങ്ങൾ ഉപയോഗിച്ച് മൂന്നു വാക്കുകൾ വീതം എഴുതുക

**Bangla:**

জাতীয় পতাকার একটি ছবি আঁক এবং রঙ কর  
বাংলা স্বরবর্ণ এবং বাজানবর্ণ গুলো দেখে দেখে নোট বুকে লিখো (২ বার)  
ক থেকে ঞ পর্যন্ত বর্ণ গুলোর সাথে ছবি আঁক এবং রঙ কর।



(a) MATCH THE FOLLOWING

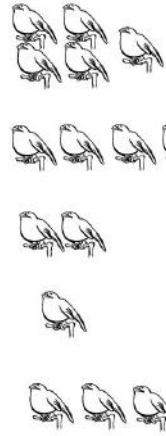
(You can refer to the first box given below)



French Numbers Worksheet

Name \_\_\_\_\_

Draw a line to match the picture on the left and the number on the right.



- Un
- Deux
- Trois
- Quatre
- Cinq

www.kindergartenworksheets.net

Urdu:

اردو

1. پانچ سبزیوں اور پانچ پھلوں کی تصاویر A4 size colour paper پر لگائیں۔

2. اردو کی text book میں سے صفحہ نمبر 5 کی پڑھائی کریں۔

3 دو چشمی "ھ" کے حروف یاد کریں۔

ARABIC:

Create your own frame and write or stick any Arabic letters and first five Arabic digits . You

can use guiding link below and tree model.

<https://youtu.be/3Vp7M7vf-Fc>



### ISLAMIC EDUCATION:

Memorize surat An- Nas and surat Al- Kauthar with tajweed

<https://www.youtube.com/watch?v=TITdctP0vYQ>

<https://www.youtube.com/watch?v=EgfaxRpUQ58>

Find out:

One day, the Messenger of Allah, peace be upon Him, saw a man whose clothes were dirty. He said” Couldn’t this man find what he washes his dress with?

- ❖ Try to find out the things that the Prophet Muhammad, peace be upon Him, wanted Muslims to have.

**Note:** Prepare well all work from notebook and worksheets for PA2 exam.

## CYBERSQUARE

Sign in to Cyber portal and complete all the assignments of the syllabus **Operating a computer**, **Uses of computer** and **Parts of computer** from the Course: **CYBER SQUARE Grade 1 Text Ver 2.1**

### CYBER PORTAL CREDENTIALS:

URL: [hbtath.99lms.com](http://hbtath.99lms.com) (Either you can login using the given url or through school website: [www.tallah.habitatschool.org](http://www.tallah.habitatschool.org) as shown in the YouTube link)

USERNAME: **Student code (4 digit Reg no in the school ID)**

PASSWORD: **user12345**

Kindly find the YouTube link for cyber square user manual.

<https://www.youtube.com/watch?v=GBVTWNtPVpg>

### FARMING

1. Students are required to collect vegetable seeds and saplings ( flowering annuals for vertical garden, flowering shrubs or medicinal plants.) for the next farming season. Along with this

**bring the used pepsi bottles (2litres -size) for vertical garden**



**2. Plant a tree in your compound / UAE or native place as suggested by the elders and get the following details such as name of the tree, products you get from this and their uses. Take the print out of planting in an A4 size paper including the details of the plant, country name and exact place.**

## **UAE SOCIAL STUDIES**

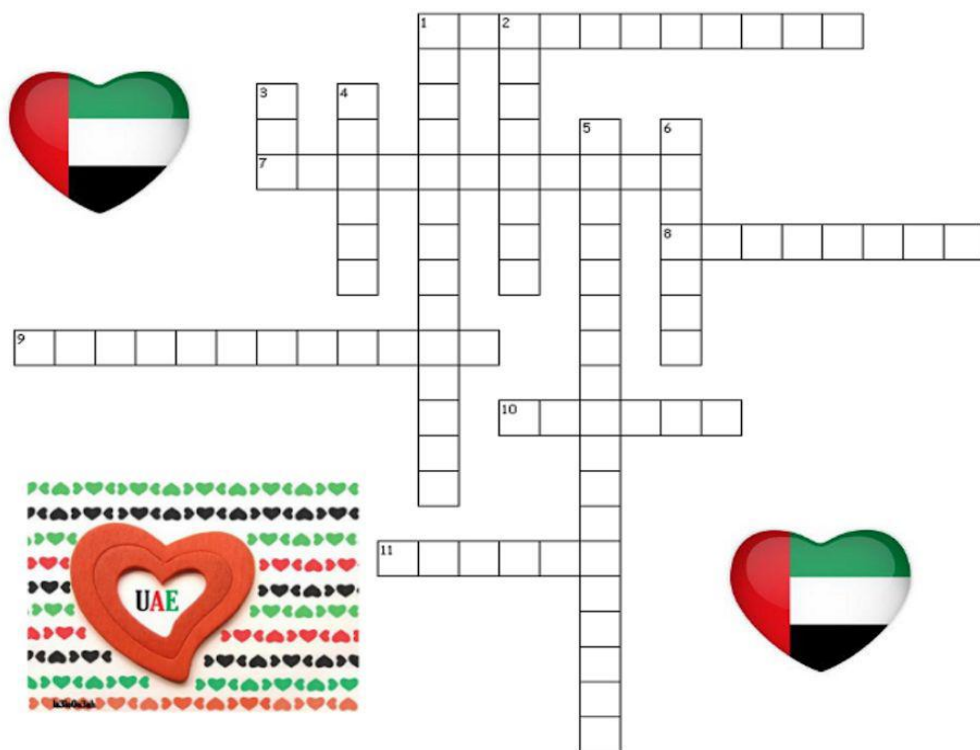
### **1. ASSIGNMENTS:-**

- ★ **Write the name of seven Emirates and its rulers, collect the pictures paste it in an A4 size paper( submit on opening day,(September)**

### **2. SOLVE THE PUZZLE**



## Operation Social Studies: What We Have Learned



### Across

1. Known as, "Father Of The Nation" (6,5)
7. The world's tallest building (4,7)
8. The capital city of the UAE (3,5)
9. This city means "Top Of The Tent" [in Arabic] (3, 2, 7)
10. Most of the UAE is covered by this dry habitat (4,6)
11. The national animal of the UAE (4,6)

### Down

1. The current president of the UAE (6, 7)
2. The UAE is divided into seven of these
3. The code for Dubai International Airport
4. The currency of the UAE
5. The year the UAE was founded.
6. The Islamic holy month





Kindly go through the below links to practice for Habitat Anthem and Group Song

<https://drive.google.com/file/d/1E3yU3pJodB1O1u-Y-xVJB4tlcqdR4AXZ/view?usp=sharing>

<https://drive.google.com/file/d/1JIZ0IA7bkAc5kUFZ0FuJdQmO3WupqHbx/view?usp=sharing>



So learn while singing and sing while learning



# UAE National Agenda



**PISA:** To be among the 20 highest performing countries in PISA



**Completion of high school education:** To ensure that 90% of Emirati students complete their high school education.



**High skills in Arabic language:** To ensure that 90% of Grade 9 students develop high skills in Arabic language in the UAE NAP assessment



**Highly-effective school leadership:** To ensure that 100% of public schools have highly-effective school leadership



**TIMSS:** To be among the 15 highest performing countries in TIMSS



**Attending pre-primary:** To ensure that 95% of children in the UAE attend pre-primary education.



**Highly-quality teachers:** To ensure that 100% of schools have high-quality teachers.



**University foundation programme:** To ensure that no students need to join the university foundation programme.

**IT'S MANDATORY FOR THE STUDENTS TO KNOW THE UAE NATIONAL AGENDA.THERE WILL BE AN ORAL-TEST REGARDING THE UAE NATIONAL AGENDA IN SEPTEMBER. FOR MORAL EDUCATION.**

*Happy summer Vacation*

