

المدرسة الهندية العالمية الخاصة
INTERNATIONAL INDIAN SCHOOL
P.O. BOX 5665, AJMAN, U.A.E | T : +971 67408333 | info@iisajman.org | www.iisajman.org



Summer Holiday Huddle

KG1

My colourful summer
A season of stories....sunshine.....and discovery...!!!





Dear Parents and Dear Students,

We are so proud of all the amazing progress you've made this year! As we step into the summer break, we wish you a season filled with giggles, sunshine, storybooks, splashes, and sweet memories.

To keep the curious minds active and creative spirits soaring, we've prepared a **fun-filled summer vacation homework** — nothing too heavy, just some exciting activities to enjoy together. Think of it as a little adventure to sprinkle some learning into your holiday fun! ✍️📖🎨



★ "Hanging Happiness Recycle & Shine!" ★

Let's turn trash into treasure! We invite our tiny creators to make a beautiful mobile hanger using recyclable items from around the home – think bottle caps, cardboard, paper rolls, straws, buttons, yarn, and more! 🎨✂️♻️



✂️ Here's How to Create Your Hanging Happiness:

Choose your base: Use a stick, hanger, or cardboard ring as the top of your mobile.

Collect recyclables: Bottle caps, old greeting cards, straws, paper cutouts, plastic spoons, beads, or anything safe and light.

Decorate: Use paints, stickers, or markers to make your items pop with color!

String it up: Hang your decorated items with thread, string, or yarn from your base.

Balance & beautify: Make sure your mobile is balanced and fun to look at from all sides. Let it dry and sparkle in the sunlight!

Bring It Back to School! Don't forget to bring your "Hanging Happiness" mobile on the first day after summer vacation. We'll hang them up and make our corridor a gallery of your wonderful, recycled creations!

Greater, lesser and equal.



The challenge is to make **Greater (>), Lesser (<), and Equal (=)** symbols at home using **cardboard, chart paper, or any craft materials** you have!

How to do it:


1. Cut out the symbols from cardboard or chart paper.
2. Decorate them with colors, stickers, glitter, or crayons – make them bright and beautiful! 🎨
3. Bring your colorful symbols to school after vacation – we can't wait to see your amazing creations! 📷🎉



🐾 "Be Wild, Be Farm-tastic!"

🐾 How to Make Your Animal Craft:

1. **Choose your animal friend** – farm animals like cows, hens 🐔 OR wild ones like lions, tigers, and elephants 🐘.
2. Use **paper, chart, cardboard, string, elastic bands**, or any other safe materials.
3. Decorate your animal mask/headband with **colors, cotton, googly eyes, paints, etc.** – be as creative as you like! ✂️
4. Try wearing it and show your animal sound – "Moo," "Roar," or "Woof!" 🐾
5. **Bring your animal creation to school on the first day after vacation** for a fun jungle-and-farm day celebration!



"Cap It with abc and numbers!"

We invite our tiny alphabet and number adventurers to collect and decorate bottle caps with the letters A to Z and numbers 1-50. It's a great way to reuse and learn at the same time!

Here's How to Do It:


Collect clean bottle caps (plastic).

1-Write one letter of the alphabet (A-Z) on each cap using a marker, sticker, or paint.

2-Write one number from 1-50 on each cap using a marker, sticker, or paint.

Store your caps in a decorated box or pouch so they stay safe and sorted. Try fun games at home like letter matching, spelling your name, or ABC order and fun with numbers!

Label the pouch and bring your full A-Z and 1-50 bottle cap set to school on the first day after vacation – we'll use them in class for games and learning fun!



Holiday Fun: Read & Relax



المدرسة الهندية العالمية الخاصة
INTERNATIONAL INDIAN SCHOOL
P.O. BOX 5665, AJMAN, U.A.E | T : +971 67408333 | info@iisajman.org | www.iisajman.org

Let's help our little ones build vocabulary with fun reading practice! Click the link to access reading materials. Access the link and press play to hear the audio.

1-

<https://www.uniteforliteracy.com/unite/allanimals/book?BookId=2237>

2-


<https://www.uniteforliteracy.com/unite/allanimals/book?BookId=34>

3-

<https://www.uniteforliteracy.com/unite/allanimals/book?BookId=2129>

4-

<https://www.uniteforliteracy.com/unite/animalsandpeople/book?BookId=234>



📹 Record a short video of your child listening and reading the book.

Please share the video with the class teacher.



المدرسة الهندية العالمية الخاصة
INTERNATIONAL INDIAN SCHOOL
P.O. BOX 5665, AJMAN, U.A.E | T : +971 67408333 | info@iisajman.org | www.iisajman.org

Books and page numbers



Creative expression

Pg. no. 9, 20, 27



Skill builders-1

Pg. no. 26,27,28





Exercise book

Pg. no. 8 to 15

Date of submission:
25/08/2025

Thank You!



❁ Have a safe, sunny, and super fun summer break!

❁ Dear Parents,

Kindly send **pictures of your child working on these projects.**
Also, please send a **printout of the pictures along with your child** on Monday **25th August 2025.**

Thank you for your support !

TEAM KINDERGARTEN