



UNITED ARAB EMIRATES
MINISTRY OF INTERIOR
GEN. COMMAND OF CIVIL DEFENSE

الإمارات
THE EMIRATES
لا شيء مستحيل

الإنقاذ المنزلي في كل منزل
CIVIL DEFENSE IN EVERY HOME

HOME
SAFETY



EXPO
2020
DUBAI
UAE



www.gdocd.ae



civildefenceuae





The danger of home fires and their causes

Home fires considered as the highest rate of fire accidents in the country, and the civil defense has investigated the causes of these fires and identified the main sources of danger in the home, which are:


- Weak preventative awareness that leads to negligence.
- Weak infrastructure of old homes.
- Ineligibility of electrical networks and devices.
- Ineligibility of gas pipes and systems.
- Unlicensed construction work inside residences.
- Unattended ignition sources.





Maintaining the validity of electrical connections

- Maintenance of all electrical wires periodically, and ensure that any electrical faults are repaired immediately.
- Ensure that all internal and external electrical wires are isolated using isolation tubes.
- At the time of purchase ensure the choice of high quality appliances and equipment.
- Ensure that the electrical supply is disconnected from all electrical appliances after use.
- Ensure that your laptop is disconnected from the power supply after using and avoid placing it on any inflammable materials such as fabrics.
- Ensure that all electrical outlets that children can access are secured.




Keep electrical connections out of reach of children as possible



Always ensure the safety of electrical wiring.



Do not overload connections




Avoid touching electrical appliances with wet hands



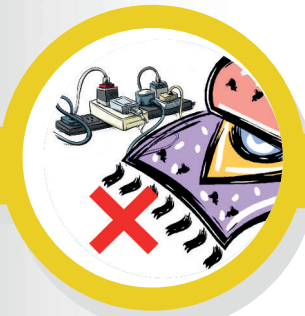
Train children to get used to optimal use of electrical appliances





Disconnect the electrical current from the devices directly after use



Avoid placing connections under carpets and home furniture.



Prevention of Electric Accidents





My kitchen is safe

The kitchen is one of the basic facilities in every home, and it may contain many risky sources, but some precautions can reduce these risks significantly:



Keep the kitchen safe

- Never leave the kitchen for an extended period of time while cooking food on the stove.
- Cook oils and grease slowly and closely monitor them as they heat up.
- Make sure to leave at least a meter between any source of fire or heat and inflammable materials.
- Choose the right clothes to wear when cooking.
- Make sure that curtains or any fabrics are far from the fireplace in the kitchen.
- Keep sulphur and lighters in a closed cabinet and always keep them out of reach of children.
- Keep a blanket and fire extinguisher in the kitchen and make sure that heat detector is installed.
- Before going to bed, ensure that all unused electrical outlets and gas sources are closed/sealed.





Prevention of dangerous substances



- Store detergents and pesticides in a safe place out of the reach of children.
- Store detergents, pesticides and any dangerous materials away from eating and drinking utensils.
- Store detergents and pesticides in closed and well-ventilated places.
- Avoid mixing detergents that may cause chemical reaction leading to suffocation.

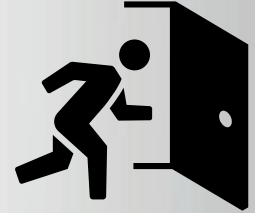


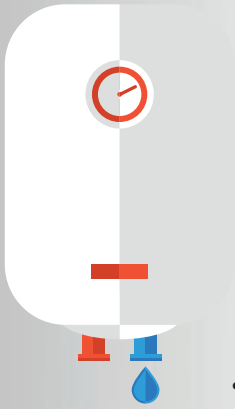


How to keep your home safe for children

Parents cannot monitor children 24 hours a day, and the following guidelines can avoid possible serious injuries to children:

- Place bright lights on all porches and pathways.
- Keep stairs free of obstacles and use secure gates at the top and bottom of the stairs.
- Fix the damaged stairs as quickly as possible.
- Make sure the ladder is out of the reach of children after use.
- Keep small things that can be swallowed away from children, such as buttons, jewelry or coins.
- Keep liquids, hot food, matchsticks and lighters away from children to avoid burns.
- Do not use gasoline or inflammable materials near children. Do not purchase fireworks for children.
- You should always check the water temperature before giving the child a warm bath.
- Educating home members about the most important numbers to use in case of fire accidents 999 and 997.





Safety of Water Heaters

- The heater must be installed and connected to water according to the instructions and with the knowledge of permitted technician.
- The heater must contain all the devices of protection and control thermostat.
- Ensure constantly that the regulator performs its work efficiently by noticing its light that shall consistently turn off and on during operation.
- Regular maintenance of the heaters by a permitted technician.
- Ensure that there is no rust or water leakage.
- Ensure that there are two upper and lower safety valves.
- Adjust the heater temperature indicator to no more than 70 ° C.



Air conditioning safety procedures

- Carrying on electrical connections of Air Conditioning by permitted technician.
- Ensure that the wires and sockets are in a condition that allows them to withstand the continuous work of the AC.
- Immediately get rid of multi-link wires, and replace them with one piece.
- Ensure that there is no blocking of the ventilation outlets.
- Leave adequate air space around the outside of the air conditioner unit to ensure good ventilation.
- Check the life span of air conditioners at homes.
- Disconnect the power from the air conditioner when leaving home and when electricity is disconnected.





How to prepare for an Evacuation Situation

Make sure your home contains all safety and security measures, with smoke and heat detector, appropriate fire extinguisher, fire blankets, and train on how to use them in case of emergency situations.



Family members should be trained on how to use different fire extinguishers, according to the different types of fires.



Ensure that exits, stairs and windows are free of obstacles to facilitate the evacuation of home.



Ensure that there is at least one emergency exit in every home.




Make sure to use the outdoor staircase to easily exit the upper floors.



Create a comprehensive safety and security plan for all members of your home, including children, elderly, and people with special needs (Handicaps).




It is necessary to educate the household members about emergency numbers 997 and 999.



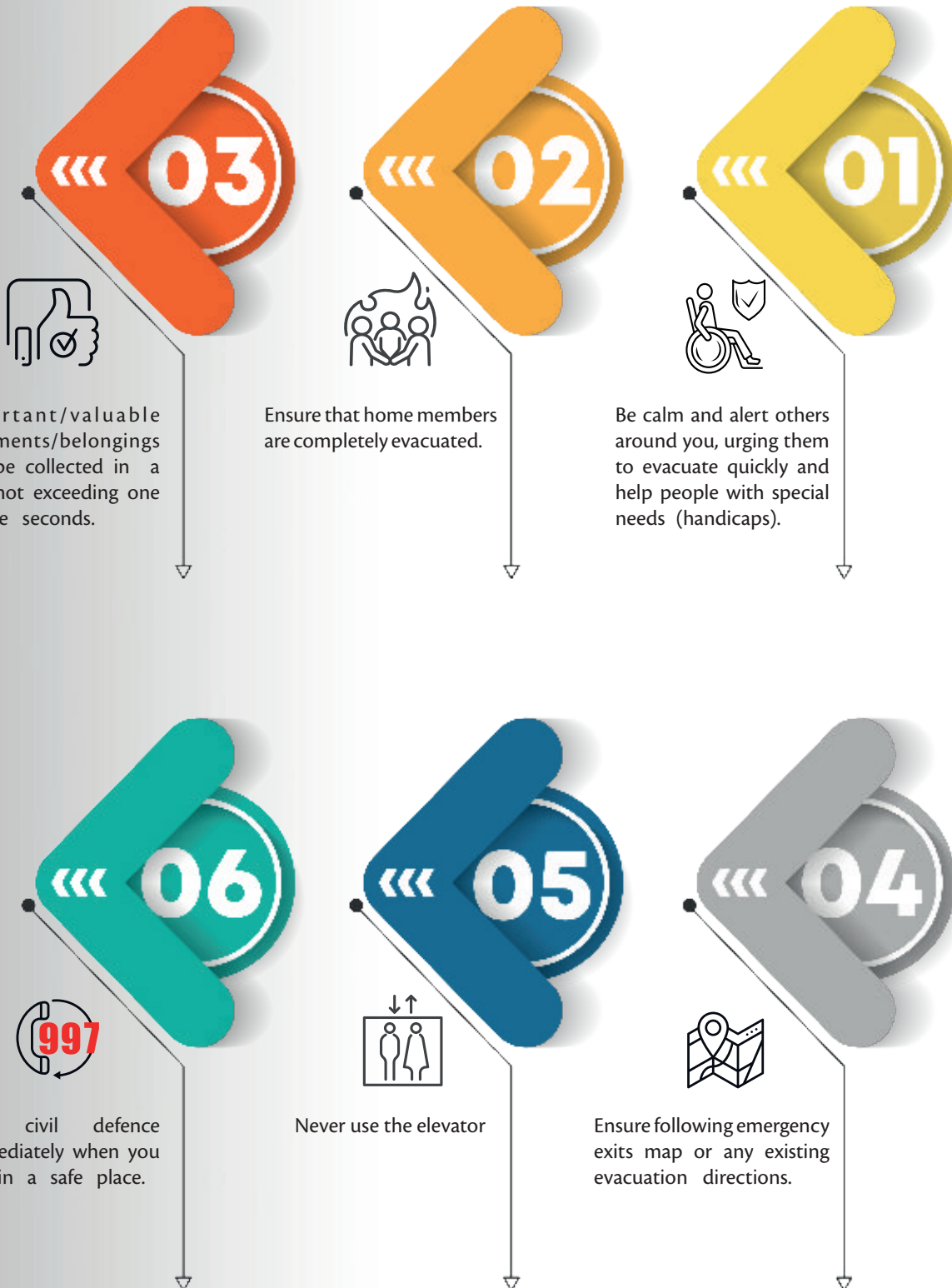
The Benefits of a Smoke Detector

- ◆ Alarming of fire in the building
- ◆ Precisely locates the fire in the building
- ◆ Helps to speed fire fighting process
- ◆ Alert of fire using loud sound



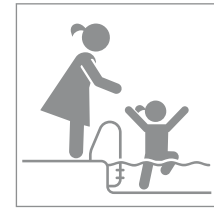



How to behave in the event of an evacuation





How to keep Children Safe from Drowning



Prevent children from swimming in open wells and swamps



Parents should not be distracted when their children are taking a bath



Monitor children outside their homes when nearby buildings that are under construction.



Not to leave children alone around a pool without a fence to prevent their entry

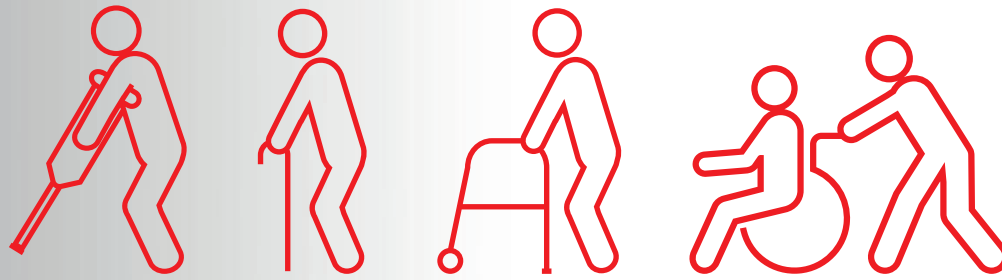


Ensure that the water tank and drainage holes are closed tightly.



Provide safety tools in and around the pool





- People with special needs in the Emirates enjoy comprehensive care and quality services in order to achieve the good vision of the leadership, which spares no effort to serve this group to ensure their integration into society and empower their energies in work and construction.
- Inform people with special needs of the dangers that threaten their safety at home, on the road, and in public places. As well as guiding them to ways of prevention and protection from those dangers.
- Educate people with special needs about the place, in which they live, furniture, emergency doors ...etc.
- Limit/prohibit their use of electrical devices or objects that endanger them.
- Do not leave severely handicapped people alone to avoid injuries.
- Caretakers of people of with special needs must know the safety and security procedures in order to be prepared to act properly in case of danger.
- Installing audio-visual alarms for fire and smoke in locations that people with special needs are using.
- Creates special pathways for people with physical disabilities.
- Install alarms at a level that can be accessed by people with special needs to enable them operate alarms and call for help. Ensure floors are free from any obstacles that can cause slip or stumbling.



