



**LEADERS PRIVATE SCHOOL, SHARJAH**  
**KINDEGARTEN DEPARTMENT (KG1 & KG2)**

# KINDERTINKLE



**NOVEMBER**  
**2024**

*An interactive infocorner*



## **Overview:**

**"The greatest gifts you can give your children are the roots of responsibility and the wings of independence." - Denis Waitley**

A child's social, emotional, and behavioural readiness is exceedingly more important than what we assume to be academic readiness. Helping others, not making fun of people around them, being responsible for their actions, willingness to share with everyone, and caring about the ones in and around them are just a few that we want to instil among our students. Our core values include kindness, responsibility, empathy, and a sense of community, which we actively incorporate into our daily classroom activities to help your child grow into a better individual.

In the coming month of November, we have planned various activities that align with our goal of shaping well-rounded individuals. These activities include celebrating UAE Flag Day, Children's Day, Sports Day, and the International Day of Tolerance, to name a few.

With your combined support and the efforts of our dedicated teachers, we are confident that our students will not only excel academically but also thrive socially and emotionally.





We are excited about partnering with you to provide our children with an exceptional education. Your support in nurturing our students is invaluable and greatly appreciated.



Sincerely, we look forward to your involvement in shaping the future of our children.

**KG TEAM**

## A Beehive of Exciting Activities

### KG-1

Subject	Topic	Related Activities	Home – School Partnership (Talk, Share, Encourage)
<p><b>English</b></p> 	<ul style="list-style-type: none"> <li>• Phonetics.</li> <li>• Picture Reading.</li> <li>• The Toughy Turtle</li> <li>• Writing Letter: Pp, Qq, Rr, Ss, Tt.</li> <li>• Blending of two letters</li> <li>• Sight words</li> </ul> 	<p><b>Activity:</b> Letter games and activities related to the letters with the help of flash cards &amp; concrete objects.</p> <p><b>Learning Objective:</b> Writing readiness. Fine motor development. Identify letters Pp, Qq, Rr, Ss, Tt &amp; their phonic sounds Write the letters Pp, Qq, Rr, Ss, Tt in proper formation and relate them to corresponding pictures.</p> 	<p><b>The alphabet song:</b> Perhaps the most basic, but very useful. Sing it slowly and distinctly and sing it often. Have a large alphabet chart and point out each letter while you sing. If you can provide your child with the letter cards in order (alphabet flashcards), they can even hold up each letter as it is sung.</p> <p><b>Paper Plate Panda:</b> Encourage your child to create their panda using a paper plate. They can paint on the plate or use craft materials to form the panda's face, emphasizing the letter "P" and developing fine motor skills..</p> 



**Name Train Craft:**  
Encourage your child to make a colorful train using paper squares as train cars, writing one letter of their name on each car to complete their name train.



**Praise** and encourage your child when they engage in various activities, especially if they are persistent when finding the task difficult.

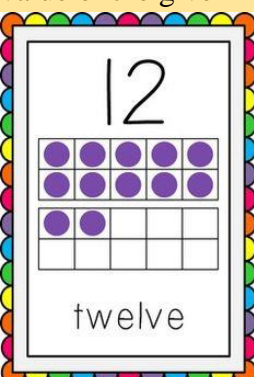
**Mathematics**




- Recognition & Counting Numbers (1 -20)
- Writing Number: 11, 12, 13
- Concept of How Many?
- Concept of Bigger and smaller numbers.
- Missing numbers
- Sequencing

**Activity:**  
Introduction of numbers 11, 12 & 13 with the help of flashcards & concrete objects.

**Learning Objective:**  
To identify the place value of the given numbers.  
To understand the quantitative value of the given numbers.



**Number Line Hopscotch:**  
Draw a hopscotch board with numbers on the ground.




Call out a number, and the children have to hop to that number, discussing whether it's bigger or smaller than the previous one.

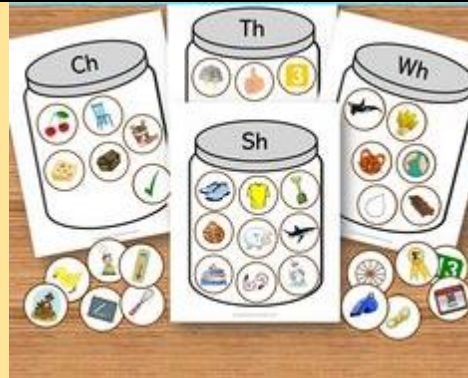
			<p><b>Counting Crafts:</b></p>  <p>create a counting collage using 11, 12, and 13 items (like buttons, leaves, or stickers). They will decorate a large piece of paper with these items, arranging them in groups of the corresponding numbers and writing the numbers next to each group to reinforce counting skills.</p>
<p><b>EVS</b></p> 	<ul style="list-style-type: none"> <li>• Animal Kingdom</li> <li>• Pet animals</li> <li>• Domestic animals</li> <li>• Wild animals</li> <li>• Water animals</li> </ul> 	<p><b>Activity:</b>  Toy animal activity  Stories  Sorting activity  Role play  Picture colouring in art/craft book  Animal diorama</p> <p><b>Learning Objectives:</b>  Identifying different animals, recognizing their features and categorising the animals.</p> <p>Developing fine motor and reasoning skill, visual discrimination and analytical reasoning.</p>	<p><b>Fingerprint Safari</b>  Create a fun animal table mat by having children use their fingerprints to make various animals on a white sheet of paper. . Once the fingerprints are dry, secure the finished mat with transparent book wrap for durability and easy cleaning.</p>  <p><b>Animal Storytime Puppet Show</b>  Families can create simple animal puppets using paper bags or socks, decorating them with craft supplies. After making their puppets,</p>



they can put on a puppet show together, where each family member takes turns sharing a story about their animal, promoting creativity, teamwork, and storytelling skills.

## KG-2

Subject	Topic	Related Activities	Home – School Partnership (Talk, Share, Encourage)
<p><b>English</b></p> 	<ul style="list-style-type: none"> <li>• Writing of 2/3 letter words with the vowel 'u'.</li> <li>• Picture Comprehension 'u' vowel.</li> <li>• Reading Comprehension 'u' vowel.</li> <li>• Dictation</li> <li>• Diagraphs (sh, th, oa, oo, ai, ie, ee)</li> <li>• Toughy Turtle</li> </ul>	<p><b><u>Activity:</u></b> Phonemic manipulation Fun games on vowels. The children will be given flash cards with alphabets and will be encouraged to construct common three letter words like tub, rub, bud, bug etc.</p> <p><b><u>Learning Objective:</u></b> To be able to develop proper vocabulary and language skills with the help of phonics and two and three letter words.</p>	<p>Simple sentences with two/three letter words of vowels such as “u” should be spoken and encouraged at home.</p> <p><b><u>Reading Adventure:</u></b> <u>Encourage your child to read simple sight words from storybooks. Celebrate their progress and praise their efforts as they recognize words independently. Take turns reading pages of a favourite book together and ask your child to summarize the story afterward to build comprehension skills.</u></p> <p><b><u>Bubble Fun:</u></b> Have your child draw a pup in a tub and add bubbles around it. On each bubble, help them write simple 2- or 3-letter words with the vowel 'U' (like "cub," "tub," "sun," etc.).</p>



Encourage them to read each word aloud as they point to the bubbles—parents can join in by making it fun with rhyming pairs!



## Mathematics

- Addition with Objects
- Addition[1-10]



### Activity:

Structured play with objects  
Addition stories  
Dramatic play/Shop Play

### Learning Objective:

Students will understand the concept of addition as combining two groups to find a total.  
Students will apply addition skills in real-life situations, such as counting toys or snacks.







Encourage your children to repeat numbers 1-50 every week. Spend half an hour everyday on developing numeracy concept. Revise the work done earlier to strengthen concepts.

### Counting with Snacks:



Make snack time a fun math game! Set up a "Snack Station" with small snacks like nuts. Parents and children can pick different snacks and count them together. For example, start with 3 raisins and add 2 almonds. This simple activity helps everyone practice addition while enjoying tasty treats!



### Peg and Count Addition

			<p>Parents can provide a sheet of paper with simple addition problems like <math>3 + 4</math>. Give children clothespins or pegs to use for counting. For each problem, kids can peg the first number of pins on one side and the second number on the other side, then count all the pegs together to find the total. This engaging activity helps children practice addition while having fun with their parents</p>
<p><b>EVS</b></p>  	<ul style="list-style-type: none"> <li>• World of animals (Oral and written)</li> <li>• Insects (Orals and written)</li> <li>• How we travel (Oral and written)</li> </ul> 	<p><b>Activity:</b> Engage students in conversation and discussions Role play Notebook Matching activities with flash card.</p> <p><b>Learning objective:</b> Identifying different animals, recognizing their features, categorizing the animals and writing the names of the animals.</p> <p>To read and associate the word to the correct picture.</p> 	<p>Parents are encouraged to take their children on nature walks to explore different objects, discussing their various characteristics along the way.</p> <p><b>Insect Hunt:</b> Go on a nature walk to a nearby park to observe insects. Provide a magnifying glass to your ward for a close-up look and encourage him/her to identify and count the different insects they find.</p>  <p>Choose your favorite animal with your parent and write its name. Research together to find fun facts about where it lives and what it eats. Draw your animal in its habitat, and be ready to share your drawing and facts in class!</p>



<p><b>Hindi</b></p> 	<ul style="list-style-type: none"> <li>• Oral Recognition of pictures related to vyanjan ढ, ण, त, थ, द, ध, न</li> </ul>	<p><b>Activity:</b> Simple songs &amp; informal conversation.</p> <p><b>Learning Objective:</b> To familiarize the children with the Hindi language. Association of the letter with the correct word.</p>	<p>Parents are expected to encourage children to identify the letters.</p> 
---	---	---	--

## ACTIVITIES SCHEDULED FOR THE MONTH (KG-1)

Date	Theme	Activity
<p>04th November, 2024</p>	<p>UAE flag day</p> 	<p><b>KG-1</b></p> <p><b>Raise your flag:</b> Students will stick the crepe paper to decorate the UAE flag on the occasion of UAE Flag Day.</p> <p><b>Home activity:</b> Parents can read books or tell stories about the UAE's history and the significance of the flag. This can help children understand the importance of the flag in their national identity.</p>
<p>14th November, 2024</p>	<p>Children's Day</p> 	<p><b>KG-1</b></p> <p>The children will mark the day through a playful approach, engaging in various activities that include bubble-blowing, dancing to music, and expressing their creativity through freehand painting.</p> <p><b>Home activity:</b> Organize a mini talent show at home where each family member showcases a special skill or talent, whether it's singing, dancing, or telling jokes. Celebrate each other's talents and enjoy a fun-filled family evening.</p>

<p><b>16<sup>th</sup> November, 2024</b></p>	<p><b>International Day of Tolerance</b></p>  <p>The logo features the text 'International Day for' above a globe with the word 'TOLERANCE' written on it. Around the globe are several colorful stick figures holding hands.</p>	<p><b>KG-1</b> Children will engage in a painting activity where they'll paint the letters of the word 'Tolerance' as a way to promote the message of equality and celebrate the acceptance of diverse cultures worldwide.</p> <p><b>Home Activity:</b> Perform acts of kindness within your community, such as volunteering or helping a neighbour Discuss how kindness and tolerance go hand in hand.</p>
<p><b>20<sup>th</sup> November, 2024</b></p>	<p><b>International Children's Day</b></p>  <p>The logo shows three colorful stick figures (one blue, one purple, one pink) with their arms raised in a celebratory gesture. Above them is a heart and a sunburst. Below the figures, the text 'HAPPY CHILDREN'S DAY' is written in colorful, bold letters.</p>	<p><b>KG-1</b> Let's have a great time together with a role-playing adventure! Students will bring dishes from their cultural backgrounds to share, symbolizing the unity and harmony among people from diverse nationalities as we celebrate this special day.</p> <p><b>Home Activity:</b> Set up an art station with various supplies like crayons, markers, and colored paper. Encourage children to create artwork that represents what being a child means to them. Display their creations around the house</p>
<p><b>30<sup>th</sup> November, 2024</b></p>	<p><b>UAE National Day Celebration</b></p>  <p>The logo features the letters 'UAE' in large, stylized, colorful font. Below the letters is a silhouette of a city skyline with palm trees. At the bottom, it says 'UNITED ARAB EMIRATES NATIONAL DAY'.</p>	<p><b>KG-1</b> <b>Banner Making – My learning journey on UAE</b> Children will color and do art and craft work on the important things related to UAE.</p> <p><b>Home Activity:</b> Set up a small "desert discovery" sensory bin with sand, small rocks, and toy camels or date palms. Talk about desert life, the importance of camels, and how the UAE's landscape shapes its culture.</p>

## ACTIVITIES SCHEDULED FOR THE MONTH (KG-2)

Date	Theme	Activity
<p>4th November, 2024</p>	<p>UAE flag day</p> 	<p><b>KG-2</b> Students will color and do paper tearing activity on the cutout of UAE flag and group activity on cut out of heart with its true color in order to celebrate the day</p> <p><b>Home activity:</b> Parents can work together with their ward to create a poster with interesting facts about the UAE flag. Display the poster in your home for everyone to see. This will help students familiarize with the facts about UAE.</p>
<p>14th November, 2024</p>	<p>Children's Day</p> 	<p><b>KG-2</b> Students will make a rose with crepe paper and decorate rose using art and craft materials to celebrate children day.</p> <p><b>Home activity: Cooking Together</b> Encourage children to create a dream board by cutting out pictures from magazines or drawing their dreams and goals for the future. Discuss their aspirations together and display the board in their room.</p>
<p>16th November, 2024</p>	<p>International day of Tolerance</p> 	<p><b>KG-2</b> Students will make a flower with colourful palm in order to spread the message of equality and celebrate the acceptance of diversified culture across the globe.</p> <p><b>Home Activity:</b> Read a story together that promotes themes of empathy and acceptance. After reading, talk about the lessons learned and how they can be applied in everyday life.</p>
<p>20th November, 2024</p>	<p>International Children's Day</p>	<p><b>KG-2</b> Students will color the worksheet and stick cutout of heart on it. depicting love and harmony amongst various nationalities in order to celebrate the day</p> <p><b>Home Activity:</b></p>

		<p>Plan a special outdoor activity, such as a picnic at the park, a nature walk, or a trip to the playground. Encourage children to explore and discover nature while enjoying quality time together.</p>
<p><b>30<sup>th</sup> November, 2024</b></p>	<p><b>UAE National Day Celebration</b></p> 	<p><b>KG-2</b> Head band making activity – Students will decorate head band using UAE FLAG Color</p> <p><b>Home Activity:</b> Cook or bake Emirati treats like luqaimat (sweet dumplings) or regag (thin bread) as a family. Share stories of Emirati food traditions and enjoy the treats together!</p>

*We hope that you and your ward get involved in and enjoy the new learning experience. The next update shall be released in the first week of JANUARY 2023.*

