



LEADERS PRIVATE SCHOOL, SHARJAH
KINDEGARTEN DEPARTMENT (KG1 & KG2)

KINDERTINKLE



MAY
2026

An interactive infocorner



Overview:

"In the world of kindergarten, every small step is a giant leap towards a lifetime of learning."

Dear Parents,

As we wrap up the first month of kindergarten, we are filled with pride and joy. Despite the initial challenges, our young learners have surpassed all expectations. Their energy and enthusiasm were unmistakable as they eagerly engaged in activities like pattern making, dough play, sorting, and more.

At LPS Kindergarten, we are dedicated to creating a safe, nurturing space where children can thrive through meaningful, play-based experiences that support their holistic development. It is heartening to see our little ones growing more comfortable with the school setting and becoming familiar with daily routines. We continue to revisit classroom rules and consistently reinforce the importance of listening skills to build a strong foundation for learning.




Looking ahead, the upcoming month promises to be filled with enriching experiences, including special celebrations like “Mother’s Day,” the colourful festivities of “Colour Week,” and many more exciting activities.

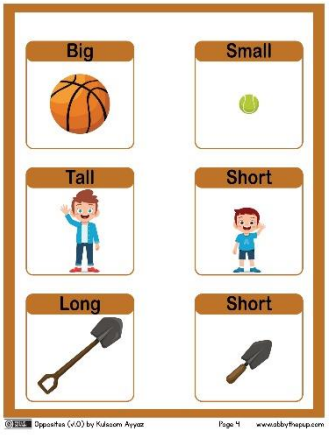

We humbly request your support in extending the learning journey at home. Engage your child in conversations about their school day and listen attentively to their stories. Encourage them to participate in the activities listed under the “Home Activities” section. We would love for you to capture moments of your child’s learning at home — please print a few photos on A4 sheets and send them to your child’s class teacher.

Together, let's nurture our children with strong roots and give them the wings they need to soar high!

Warm regards,

A Beehive of Exciting Activities KG-1

Subject	Topic	Related Activities	Home – School Partnership (Talk, Share, Encourage)
<p>Literacy</p> 	<ul style="list-style-type: none"> • Fun with phonics • Pattern writing: (O, 0) • Phonetic and Picture reading. • Writing letters Ss, Aa, Tt • Alphabet Exercises(Book-B) 	<p>Activity: Different types of pattern-related activities will be conducted.</p> <p>Learning Objective: Able to recognize the pattern in the immediate environment. To develop the fine motor skills</p> <p>Activity: Games will be conducted with flashcards on the various day-to-day actions.</p> <p>Learning Objective: Identify letters Ss, Aa, Tt and their phonic sounds</p> <p>Write the letters in proper formation and relate them to corresponding pictures.</p> 	<p>To inculcate the habit of daily reading, it is recommended that you read a book to your child every day during bedtime. This could be a library book, personal reads, general interests, nonfiction etc.</p> <p>Exploring S, A, T Sounds Activity Instructions:</p> <p>Letter S, children can do a search activity by looking around the classroom or home to find objects that start with “S,” such as sock, spoon, or soap, and say the “sss” sound aloud.</p> <p>Letter A, children can make a simple craft by creating an “A Apple,” where they paste red paper pieces inside the letter “A” and add a green leaf while saying the “a” sound.</p> <p>Letter T, children can enjoy an action activity by doing movements like tapping, turning, and tiptoeing whenever they hear words that begin with the letter “T.”</p> <p>Give a lot of opportunities to your ward to speak and understand. They should be given enough time for listening & then time for answering questions. Activities like pick & talk, just a minute, etc. should be encouraged at home.</p>

<p>Numeracy</p> 	<ul style="list-style-type: none"> Counting Numbers (1-5) Pre-number Concept: Long and short Heavy and Light Relationship Patterns Writing Numbers: 1, 2. Number names orally (1 & 2) Notebook & Workbook Exercise. 	<p>Activity: The teacher will show concrete objects and explain the concept of Big/Small, Tall/Short, heavy/light and Long/Short.</p> <p>Learning Objectives: To understand the spatial concept and to co-relate with their surroundings</p> <p>Activity: Introduction of writing numbers 1 and 2 with their associated value.</p> <p>Learning Objective: To be able to co-relate the numbers with its quantitative value.</p>	<p>Support your child in developing comparison skills by sorting their favourite toys or objects into groups such as big and small, tall and short, or long and short.</p> <p>This activity helps children observe differences in size and build early math and thinking skills in a simple, enjoyable way.</p> <p>Given below is the link provided for the pre-number concept to revise at home https://www.youtube.com/watch?v=SNuH0sptvvc</p>
<p>UTW</p>	<ul style="list-style-type: none"> Color Week My Family My Home 	<p>Activity: Family Tree</p> <p>Learning Objective: To familiarize me with the term used for different family members. To gain the appreciation and understand the importance of family in their lives.</p> <p>Activity:</p>	<p>Family Visit and Introduction Time. Parents are encouraged to take their ward child to visit relatives or invite family members home and encourage the child to introduce each person by saying simple sentences like, “This is my aunt,” or “He is my cousin.” Let the child spend time talking, playing, and sharing with family members while asking and answering simple questions such as “Who is this?” or “What do you like to do?” This activity helps children understand family relationships, build confidence in speaking, and</p>

Discussion based on different rooms in a home and the things found in there

Learning Objective:

To understand the different things that are found and to be kept in a particular room.

Activity:

Colors will be introduced in the class with the help of a magic box, real objects, and flashcards.

Learning Objective:

To enhance creative thinking skills.
To be able to understand and differentiate between the various shades of colors.




















strengthen family bonding in a natural and enjoyable way.



Support your child in exploring **color seriation** by arranging yarn or crepe paper in different shades from light to dark to form a rainbow pattern. This activity helps children understand color differences while developing observation and sequencing skills in a fun, hands-on way.



KG-2

Subject	Topic	Related Activities	Home – School Partnership (Talk, Share, Encourage)												
<p>English</p> 	<ul style="list-style-type: none"> • Writing of 2/3 letter words with the vowel 'i' • Fill ups & Dictation • Picture Comprehension 'i' and 'o' vowel. • Reading Comprehension • 'i' and 'o' vowel 	<p>cards with alphabets and will be encouraged to construct common three letter words like pit, tin, fin, lip etc.</p> <p>Learning Objectives: To be able to develop proper vocabulary and language skills with the help of phonics and two and three-letter words.</p> <table border="1" style="width: 100%; text-align: center;"> <tbody> <tr> <td></td> <td></td> <td></td> </tr> <tr> <td>mix</td> <td>rib</td> <td>wig</td> </tr> <tr> <td></td> <td></td> <td></td> </tr> <tr> <td>kid</td> <td>zip</td> <td>lid</td> </tr> </tbody> </table>				mix	rib	wig				kid	zip	lid	<p>I Spy I Objects” 🔍 – Parents can help the child look around the house to find items that start with the sound “i” like ice, ink, or iron and say the word aloud.</p> <p>“I Craft Fun” 🧠 – Children can make a big letter “I” and decorate it with pictures or drawings of “i” words like igloo, insect, or ice cream.</p> <p>“O Object Hunt” 🕵️📷 – Parents can hide or place objects like a pot, top, or toy dog around the room and help the child find and name them.</p> <p>“O Sound Craft” 🧠 – Children can make a big letter “O” using paper and paste or draw pictures of “o” words (octopus, orange, ox) inside it.</p>
															
mix	rib	wig													
															
kid	zip	lid													

Mathematics



- Skip Counting
- Concepts related to Numbers (1-20)
- Missing Numbers
- Number After
- Number Between
- Larger / Smaller Number
- Concept of Tens and Ones
- Put Signs (=, <, >)



Activity:

Hands-on activities will be done in the class for their better understanding.

Learning Objective:

To be able to understand the spatial concept and co-relate with their surroundings.

Activity:

PPT, Games.

Learning Objective :

To understand use numbers arrange sequentially both up to down and down to up

“Number Rescue Mission” 📄 – Parents can arrange number cards or bottle caps from 1 to 20 with a few numbers missing and ask the child to “rescue” the missing numbers by finding and placing them in the correct order.

“Make My Number!” 📄 – Provide number cards from 10–19 and small objects like beans or cubes, and help your child build each number by grouping one set of tens and extra ones while counting aloud.



EVS



My Home
My School
Colors
Neat & clean.



Activity:

Simple songs & informal conversation.

Learning objective:

To strengthen awareness of the importance of rules to be followed in the school.

Activity:

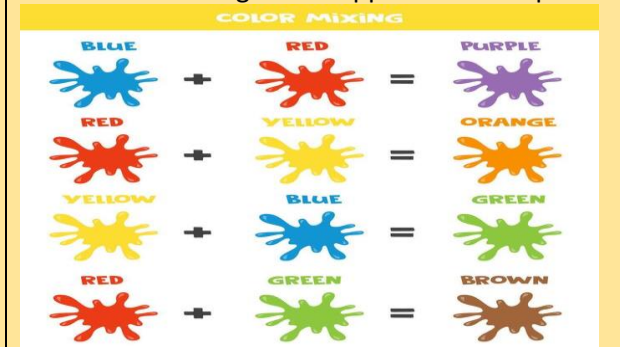
Activities with objects, clothes, and cards to differentiate colors.


Learning objective:

Understand the concept of mixing colors (Secondary colors)

“Color Mix Magic” 🎨 – Give your child playdough in pairs of colors and let them press, roll, and mix them to discover new colors while guessing what will form before mixing.



“My Home Story Map” 🏠 – Talk with your child about your home and family memories, then help them draw a simple house map and label each room while sharing what happens in each space.



<p>Hindi</p> 	<ul style="list-style-type: none"> • Oral • Recognition of pictures related to Swar उ, ऊ, ए, ऐ 	<p>Activity: Simple songs & informal conversation.</p> <p>Learning Objective: To familiarize the children with the Hindi language.</p> <p>Association of the letter with the correct word.</p>	<p>Parents are expected to encourage children to identify the letters.</p>
---	--	--	--

ACTIVITIES SCHEDULED FOR THE MONTH (KG-1)

Date	Theme	Activity
<p>7th May 2026</p>	<p>Dazzling Drink</p> 	<p>KG-1 Students will enjoy the day by making fresh juice and relish it.</p> <p>Home Activity: Parents can allow their ward to help them make their favourite fruit juice. Talk about the need of drinking healthy homemade fruit juice especially during summer time.</p>
<p>11th May 2026</p>	<p>Mother's Day</p> 	<p>KG 1 The students will make a photo frame using art and craft material to gift to their mom.</p> <p>Home Activity: Parents can discuss the role of the mother and her role in the family. A short story can be displayed via the link below: https://www.youtube.com/watch?v=drCMd7Jr2Sg</p>

		
11th to 14rd May 2024	Colour Week 	KG-1 Various art/craft activities will be conducted throughout the week, focusing on one color each day. Home Activity: Parents can help their children learn about colors by displaying different colorful objects and asking them to identify and name the colors.
20th to 21st May 2026	TECCEx Annual Exhibition 	KG-1 Students will enhance their knowledge about TECCEx. Home Activity: As part of the TecceX, students will enhance their understanding of the environment. At home, parents can support their child in creating a poster or model showing different parts of the environment such as plants, animals, water, air, and home surroundings. Children can draw or paste pictures and share their work during the exhibition, explaining how they made their project.

ACTIVITIES SCHEDULED FOR THE MONTH (KG-2)

Date	Theme	Activity
------	-------	----------

<p>6th May 2024</p>	<p>Around the school</p> 	<p>KG-2</p> <p>A walk around the school Visit & describe about the school infrastructure & to familiarize with the Environment</p> <p>Home Activity: Parents to talk to their ward about the different places in school, like the classroom, library, and playground, and what each one is used for and the rules to follow in each area.</p>
<p>7th May 2024</p>	<p>Dazzling Drink</p> 	<p>KG-2</p> <p>Students will enjoy the day by making fresh juice and relish it. They will be made to understand the importance of sharing with each other.</p> <p>Home Activity: Parents can allow their wards to help them make their favourite fruit juice. Talk about the need of drinking healthy homemade fruit juice, especially during summer time.</p>
<p>11th May 2024</p>	<p>Mother's Day</p> 	<p>KG-2</p> <p>The students will make a colourful card using art and craft materials with the message "I love my mother" on it.</p> <p>Home Activity Parents should discuss the role of the mother & the relentless love & care showered by her.</p>
<p>11th to 13th May 2024</p>	<p>Colour Week</p> 	<p>KG-2</p> <p>Various art/craft activities will be conducted throughout the week, focusing on one color each day.</p> <p>Home Activity: Parents can provide opportunities to their wards to explore themselves. Let them mix different colours to make a new one. Link has been provided below for reference. https://www.youtube.com/watch?v=oAEtr9B23Jg</p>

20th to 21st
May 2024

TECCEx Annual Exhibition



KG-2

Students will enhance their knowledge about TECCEx.

Home Activity:

As part of the Teccecx, students will enhance their understanding of the environment. At home, parents can support their child in creating a poster or model showing different parts of the environment such as plants, animals, water, air, and home surroundings. Children can draw or paste pictures and share their work during the exhibition, explaining how they made their project.

*We hope that you and your ward get involved in and enjoy the new learning experience.
The next update shall be released in the first week of June 2026.*

