



**LEADERS PRIVATE SCHOOL, SHARJAH**  
**KINDEGARTEN DEPARTMENT (KG1 & KG2)**

# KINDERTINKLE



**MAY**  
**2025**

*An interactive infocorner*



## **Overview:**

*"In the world of kindergarten, every small step is a giant leap towards a lifetime of learning."*

Dear Parents,

As we wrap up the first month of kindergarten, we are filled with pride and joy. Despite the initial challenges, our young learners have surpassed all expectations. Their energy and enthusiasm were unmistakable as they eagerly engaged in activities like pattern making, dough play, sorting, and more.

At LPS Kindergarten, we are dedicated to creating a safe, nurturing space where children can thrive through meaningful, play-based experiences that support their holistic development. It is heartening to see our little ones growing more comfortable with the school setting and becoming familiar with daily routines. We continue to revisit classroom rules and consistently reinforce the importance of listening skills to build a strong foundation for learning.

Looking ahead, the upcoming month promises to be filled with enriching experiences, including special celebrations like “Mother’s Day,” the colourful festivities of “Colour Week,” and many more exciting activities.

We humbly request your support in extending the learning journey at home. Engage your child in conversations about their school day and listen attentively to their stories. Encourage them to participate in the activities listed under the “Home Activities” section. We would love for you to capture moments of your child’s learning at home — please print a few photos on A4 sheets and send them to your child’s class teacher.

Together, let's nurture our children with strong roots and give them the wings they need to soar high!




Warm regards,


**KG TEAM**



## A Beehive of Exciting Activities

### KG-1

Subject	Topic	Related Activities	Home – School Partnership (Talk, Share, Encourage)
<b>English</b>  	<ul style="list-style-type: none"> <li>Fun with phonics</li> <li>Pattern writing: (O, 0)</li> <li>Phonetic and Picture reading.</li> <li>Writing letters Aa, Bb, Cc,</li> </ul> 	<p><b>Activity:</b> Different types of pattern-related activities will be conducted.</p> <p><b>Learning Objective:</b> Able to recognize the pattern in the immediate environment. To develop the fine motor skills</p> <p><b>Activity:</b> Games will be conducted with flashcards on the various day-to-day actions.</p> <p><b>Learning Objective:</b> Identify letters A (a), B(b), C(c) &amp; D(d) and their phonic sounds</p> <p>Write the letters in proper formation and relate them to corresponding pictures.</p> 	<p>To inculcate the habit of daily reading, it is recommended that you read a book to your child every day during bedtime.</p> <p><b>Animal Sorting Activity</b> <b>Instructions:</b></p> <p>Cut out pictures of animals from magazines, newspapers, or online sources. Cut out several large letter "A"s from construction paper or cardstock. Show the child the animal pictures and ask them to sort the animals by whether or not they start with the letter "A."</p> <p>Help the child glue the animals that start with the letter "A" onto the letter "A" cutouts. Display the finished animal sorting activity on a bulletin board or on the fridge.</p> <p>This activity helps the child develop letter recognition, sorting skills, and animal recognition. You can also extend the activity to other letters of the alphabet in future sessions.</p> <p><b>"B" Different!</b> Get pictures of birds, butterflies, bees, bears, and bunnies...Read and talk about how they are alike</p>

			<p>and how they are different. What is big? What is small?</p> <p>Give a lot of opportunities to your ward to speak and understand. They should be given enough time for listening &amp; then time for answering questions. Activities like pick &amp; talk, just a minute, etc. should be encouraged at home.</p>
<p><b>Mathematics</b></p> 	<ul style="list-style-type: none"> <li>Counting Numbers (1-5)</li> <li>Pre-number Concept:</li> <li>Big and small</li> <li>Tall and short</li> <li>Long and short</li> <li>Writing Numbers: 1, 2.</li> <li>Notebook &amp; Workbook Exercise.</li> </ul>	<p><b>Activity:</b> The teacher will show concrete objects and explain the concept of Big/Small, Tall/Short, and Long/Short.</p> <p><b>Learning Objectives:</b> To understand the spatial concept and to correlate with their surroundings Activity: Introduction of writing numbers 1 and 2 with their associated value. Sequential counting from 1 to 5</p> <p><b>Learning Objective:</b> To be able to correlate the numbers with its quantitative value.</p>	<p>Help your child learn to compare different sizes by sorting their favorite toys or objects between big/small, tall/short, long/short, etc.</p> <p>Given below is the link provided for the pre-number concept to revise at home  <a href="https://www.youtube.com/watch?v=SNuH0spthvc">https://www.youtube.com/watch?v=SNuH0spthvc</a> </p>
<p><b>EVS</b></p>	<ul style="list-style-type: none"> <li>Emotions.</li> <li>Color Week</li> <li>My Family</li> <li>My Home</li> </ul>	<p><b>Activity:</b> Family Tree</p> <p><b>Learning Objective:</b> To familiarize me with the term used for different family members.</p>	<p>Parents are encouraged to take their ward for family trips and get them introduced to their cousins, aunts, and uncles.</p>



To gain the appreciation and understand the importance of family in their lives.

**Activity:**

Discussion based on different rooms in a home and the things found in there

**Learning Objective:**

To understand the different things that are found and to be kept in a particular room.

**Activity:**

Colors will be introduced in the class with the help of a magic box, real objects, and flashcards.

**Learning Objective:**


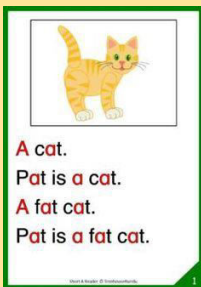

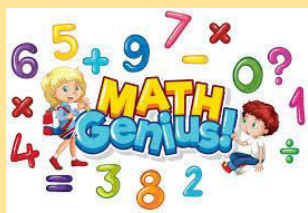
To enhance creative thinking skills.  
To be able to understand and differentiate between the various shades of colors.









Help your ward understand color seriation with the help of yarn or crepe paper. Assist your child in making a rainbow with various shades of colors and explain to them as the dark and light shades of the same color






## KG-2


Subject	Topic	Related Activities	Home – School Partnership (Talk, Share, Encourage)
<b>English</b> 	<ul style="list-style-type: none"> <li>• Pictures and phonic sounds</li> <li>• Writing of 2/3 letter CVC words with the vowel 'a'</li> <li>• Picture Comprehension 'a' vowel</li> <li>• Reading Comprehension 'a' vowel</li> <li>• Toughy Turtle</li> </ul> 	<p><b>Activity:</b> Through PPT &amp; along with the help of letter flashcards children will revise the phonic sounds of all the letters.</p> <p><b>Learning Objective:</b> To recall &amp; identify the alphabets &amp; their phonic sounds.</p> <p><b>Activity:</b> The children will be encouraged to make use of Letter flashcards to construct common three-letter words like cat, map, van, rat, etc.</p> <p><b>Learning Objectives:</b> To be able to develop proper vocabulary and language skills with the help of phonics and two and three-letter words.</p>	<p>Parents to instill the reading habit in their children, create bingo cards containing CVC (consonant-vowel-consonant) words. Each square on the bingo card contains a different CVC word with the vowel 'a'. Parents then call out these words, and the child marks off the words on their bingo card as they are called out. The aim is for the child to achieve a line or pattern of marked-off words on their card. This activity helps children practice recognizing and reading CVC words in a fun and engaging way.</p> 
<b>Mathematics</b> 	<ul style="list-style-type: none"> <li>• Pre-number concepts.</li> <li>• Concepts related to Numbers (1-20)</li> <li>• Missing Numbers</li> <li>• Number After</li> <li>• Number Between</li> <li>• Larger / Smaller Number</li> <li>• Concept of Tens and Ones</li> </ul>	<p><b>Activity:</b> Hands-on activities will be done in the class for their better understanding.</p> <p><b>Learning Objective:</b> To be able to understand the spatial concept and co-relate with their surroundings.</p> <p><b>Activity:</b> PPT, Games.</p> <p><b>Learning Objective :</b></p>	<p>To help your ward understand spatial concepts, create a set of number cards or use bottle caps numbered from 1 to 20. Provide your child with the set, some of which are missing, along with blank ones. Then, ask them to arrange the numbers in sequence, identifying the missing number in each sequence, and filling in the blanks accordingly. Repeat this activity till they feel confident with the concept.</p> <p><b>Number Cards and Manipulatives:</b></p>






		<p>To understand use numbers arrange sequentially both up to down and down to up</p>	<p>To help your ward grasp the concept of ones and tens, prepare cards labeled with numbers 10 – 19, and gather objects like cubes, blocks, or beans. Encourage your wards to pair the right number of items with each card, showing how tens and ones comes together. Help them understand by counting and grouping the objects accordingly.</p> <div data-bbox="1394 428 1671 812">  </div> <div data-bbox="1713 415 1955 659">  </div>
<p><b>EVS</b></p> 	<p>My Home My School Colors Neat &amp; clean.</p> 	<p><b>Activity:</b> Simple songs &amp; informal conversation.</p> <p><b>Learning objective:</b> To strengthen awareness of the importance of rules to be followed in the school.</p> <p><b>Activity:</b> Activities with objects, clothes, and cards to differentiate colors.</p> <p><b>Learning objective:</b> Understand the concept of mixing colors (Secondary colors)</p>	<p>Set up three sets with two small balls of different colored playdough each: blue and yellow in one, red and blue in another, and red and yellow in the third.</p> <p>Encourage your child to press, mix, and blend the colors in each set, identifying the primary colors involved. Prompt your ward to predict the secondary color that will result from mixing each primary combination.</p> 



			Family Home Chat and Drawing: Chat with your child about the rooms, family members, childhood and happy memories in your home. help to Draw a simple picture of your home together, labeling the rooms. Discuss why each room is special and how they make your house a home.
<b>Hindi</b> 	<ul style="list-style-type: none"> <li>• Oral</li> <li>• Recognition of pictures related to Swara इ, ई, उ, ऊ, ए, ऐ</li> </ul>	<p><b>Activity:</b> Simple songs &amp; informal conversation.</p> <p><b>Learning Objective:</b> To familiarize the children with the Hindi language.</p> <p>Association of the letter with the correct word.</p>	<p>Parents are expected to encourage children to identify the letters.</p> <div style="display: flex; justify-content: space-around; align-items: center;"> <div style="text-align: center;">  <p>इमारत imaat/BUILDING</p> </div> <div style="text-align: center;">  <p>ईंट eent/Brick</p> </div> </div>

## ACTIVITIES SCHEDULED FOR THE MONTH (KG-1)




Date	Theme	Activity
1 <sup>st</sup> May 2025	<b>Labor Day</b> 	<p><b>KG-1</b></p> <p>Awareness will be raised amongst students about the day's celebration via related videos and activities. The students will make a card and gift it to the ancilliary staff</p> <p><b>Home Activity:</b> Parents can lead by example. They can make a habit of sharing things with the needy and inculcate amongst their ward the habit of sharing and caring for others.</p>



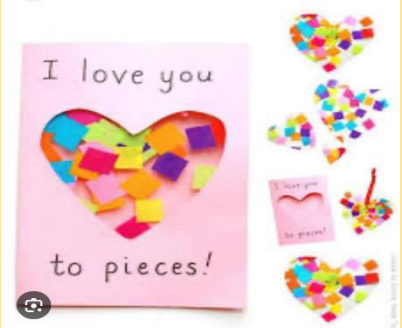



8 <sup>th</sup> May 2025	<p><b>Dazzling Drink</b></p> 	<p><b>KG-1</b></p> <p>Students will enjoy the day by making fresh juice and relish it.</p> <p><b>Home Activity:</b></p> <p>Parents can allow their ward to help them make their favourite fruit juice. Talk about the need of drinking healthy homemade fruit juice especially during summer time.</p>
12 <sup>th</sup> May 2025	<p><b>Mother's Day</b></p> 	<p><b>KG 1</b></p> <p>Students will create a handmade keepsake for their moms by decorating a card or handprint craft. They will personalize it with drawings, messages, and optional photos to celebrate Mother's Day.</p> <p><b>Home Activity:</b></p> <p>Parents can discuss the role of the mother and her role in the family. A short story can be displayed via the link below:  <a href="https://www.youtube.com/watch?v=drCMd7Jr2Sg">https://www.youtube.com/watch?v=drCMd7Jr2Sg</a></p>
19 <sup>th</sup> to 22 <sup>nd</sup> May 2025	<p><b>Colour Week</b></p> 	<p><b>KG-1</b></p> <p>Various art/craft activities will be conducted throughout the week, focusing on one color each day based on a theme.</p> <p><b>Home Activity:</b></p> <p>Parents can help their children learn about colors by displaying different colorful objects and asking them to identify and name the colors.</p>

<p><b>27<sup>th</sup> May 2025</b></p>	<p><b>Recreational Trip</b></p> 	<p><b>KG-1</b></p> <p>Students will enjoy their day outside the classroom.</p> <p><b>Home Activity:</b></p> <p>Parents can help their child make a small book about the trip. Children can draw pictures of the things they saw and talk about their favorite part of the day.</p>
<p><b>29<sup>th</sup> May 2025</b></p>	<p><b>Show and Tell</b></p> 	<p><b>KG-1</b></p> <p>Students will bring a favorite toy, book, or object from home. They will show it to their classmates and say a few sentences about why they like it.</p> <p><b>Home Activity:</b></p> <p>Parents can help their child choose an item and practice speaking a few lines about it at home.</p> <p>They can ask questions like:</p> <ul style="list-style-type: none"> <li>• What is it?</li> <li>• Why do you like it?</li> <li>• Where did you get it?</li> </ul>

## ACTIVITIES SCHEDULED FOR THE MONTH (KG-2)

Date	Theme	Activity
1 <sup>st</sup> May 2025	<b>Labour Day</b> 	<b>KG-2</b> Awareness will be raised amongst students with regards to the day's celebration via related videos and activities. <b>Home Activity:</b> Encourage your ward to be generous and kind to people in need. Talk to them about how difficult everyday life would be without the help of these community helpers.
6 <sup>th</sup> May 2025	<b>Around the school</b> 	<b>KG-2</b> Students will go on a small tour around the school. They will visit important places like the library, playground, principal's office, and nurse's room. Teachers will talk about what happens in each place. <b>Home Activity:</b> Parents to talk to their ward about the different places in school, like the classroom, library, and playground, and what each one is used for and the rules to follow in each area.
8 <sup>th</sup> May 2025	<b>Dazzling Drink</b> 	<b>KG-2</b> Students will enjoy the day by making fresh juice and relish it. They will be made to understand the importance of sharing with each other. <b>Home Activity:</b> Parents can allow their wards to help them make their favourite fruit juice. Talk about the need of drinking healthy homemade fruit juice, especially during summer time.



<p><b>12<sup>th</sup> May 2025</b></p>	<p><b>Mother's Day</b></p> 	<p><b>KG-2</b></p> <p>The students will make a colourful card using art and craft materials with the message “I love my mother” on it.</p> <p><b>Home Activity</b></p> <p>Parents should discuss the role of the mother &amp; the relentless love &amp; care showered by her.</p>
<p><b>19<sup>th</sup> to 22<sup>nd</sup> May 2025</b></p>	<p><b>Colour Week</b></p> 	<p><b>KG-2</b></p> <p>Various art/craft activities will be conducted throughout the week, focusing on one color each day.</p> <p><b>Home Activity:</b></p> <p>Parents can provide opportunities to their wards to explore themselves. Let them mix different colours to make a new one. Link has been provided below for reference.</p> <p><a href="https://www.youtube.com/watch?v=oAEtr9B23Jg">https://www.youtube.com/watch?v=oAEtr9B23Jg</a></p>
<p><b>28<sup>th</sup> May 2025</b></p>	<p><b>Recreational Trip</b></p> 	<p><b>KG-2</b></p> <p>Students will enhance their knowledge about marine life.</p> <p><b>Home Activity:</b></p> <p>Parents can help their children to make a special book showing the best parts of our trip, drawing pictures of the cool sea animals they saw.</p>
<p><b>29<sup>th</sup> May 2025</b></p>	<p><b>Show and Tell</b></p> 	<p><b>KG-2</b></p> <p>Students will bring a special object from home. They will stand in front of the class, show their item, and speak a few sentences about it — explaining what it is, why it is special, and where they got it.</p> <p><b>Home Activity:</b></p>

