



**LEADERS PRIVATE SCHOOL, SHARJAH**  
**KINDEGARTEN DEPARTMENT (KG1 & KG2)**

# KINDERTINKLE



**MAY**  
**2022**

*An interactive infocorner*



## **Overview:**

**“The goal of early childhood education should be to activate the child’s own natural desire to learn” – Maria Montessori**

LPS Kindergarten welcomes all our dear parents and students back to school after the Eid vacation. We hope you had a lovely time with your friends and family.

Our first month in the kindergarten was a great success!

Our kiddos have done a great job of adjusting to our daily routine.

We could see the enthusiasm and excitement amongst our students as they involved themselves in activities such as pasta threading, dough play, sorting and the list goes on.

At LPS Kindergarten we try our best to engage our students in productive activities enabling them to work in a safe and secure environment for their holistic development. It is good to see our students getting acquainted with the school environment and familiarize with the daily school routine. We continue to review classroom rules and reinforce listening skills amongst our kids.

The coming month too will prove to be an enriching learning experience for our students with the activities such as “Mother’s Day”, “Colour Week” and many more.




Parents! We request you to extend the learning at home too. Talk to your ward about the day-to-day activities in school and listen to their classroom experience patiently. Assist and encourage them to do the activities mentioned under the “home activities” column. It would be appreciated if you could click and send a few pictures (A4 sheet print) to your ward's class teacher while they are involved in doing the home activities.




Together we can surely strive to give our children the roots to grow and the wings to fly.

**KG TEAM**

# A Beehive of Exciting Activities



## KG-1

Subject	Topic	Related Activities	Home – School Partnership (Talk, Share, Encourage)
<p style="text-align: center;"><b>English</b></p> <div style="text-align: center;">  </div>	<ul style="list-style-type: none"> <li>Fun with phonics</li> <li>Pattern writing: (O, o)</li> <li>Phonetic and Picture reading.</li> <li>Writing letters Aa, Bb.</li> <li>Alphabet Exercises(Book-B)</li> </ul> <div style="text-align: center;">  </div>	<p><b>Activity:</b> Different types of pattern-related activities will be conducted.</p> <p><b>Learning Objective:</b> Able to recognize the pattern in the immediate environment. To develop the fine motor skills</p> <p><b>Activity:</b> Games will be conducted with flashcards on the various day-to-day actions.</p> <p><b>Learning Objective:</b> Identify letters A (a) and B(b)&amp; their phonic sounds</p> <p>Write letters A &amp; B in proper formation and relate them to corresponding pictures.</p> <div style="text-align: center;">  </div>	<p>To inculcate the habit of daily reading, it is recommended that you read a book to your child every day during bedtime. This could be a library book, personal reads, general interests, nonfiction etc.</p> <p><b>Apple Stamping</b> Apple stamping is a lot of fun. Cut an apple in half, and carve out the shape of the letter “A”. Have your child stamp the letter on a sheet of paper and say the “A” sound each time they stamp.</p> <p><b>The “A” Box</b> Decorate a box with the letter “A”. Inside the box place items or pictures of items that begin with the letter “A”. This also works well if you use pictures, and have your ward in turn draw out one picture and tell its name.</p> <p><b>“B” Different!</b> Get pictures of birds, butterflies, bees, bears, and bunnies...Read and talk about how they are alike and how they are different. What is big? What is small? Give a lot of opportunities to your ward to speak and understand. They should be given enough time for listening &amp; then time for answering questions. Activities like pick &amp; talk, just a minute, etc. should be encouraged at home.</p>

<p><b>Mathematics</b></p> 	<ul style="list-style-type: none"> <li>Counting of numbers(1-10)</li> <li>Counting Numbers (1-5) <ul style="list-style-type: none"> <li>Pre-number Concept: <ul style="list-style-type: none"> <li>Big and small</li> <li>Tall and short</li> <li>Long and short</li> </ul> </li> <li>Writing Numbers: 1, 2.</li> <li>Notebook &amp; Workbook Exercise.</li> </ul> </li> </ul>	<p><b>Activity:</b> The teacher will show concrete objects and explain the concept of Big/Small, Tall/Short, and Long/Short.</p> <p><b>Learning Objectives:</b> To understand the spatial concept and to co-relate with their surrounding Activity: Introduction of writing numbers 1 and 2 with their associated value.</p> <p><b>Learning Objective:</b> To be able to co-relate the numeric with the quantitative value in everyday life.</p>	<p>Help your child learn to compare different sizes by sorting their favorite toys or objects between big/small, tall/short, long/short, etc.</p> <p>Given below are the links provided for the pre number concept  <a href="https://www.youtube.com/watch?v=SNuH0sptHvc">https://www.youtube.com/watch?v=SNuH0sptHvc</a></p>
<p><b>EVS</b></p>	<ul style="list-style-type: none"> <li>Emotions.</li> <li>Color Week</li> <li>My Family</li> <li>My Home</li> </ul> 	<p><b>Activity:</b> Family Tree</p> <p><b>Learning Objective:</b> To familiarize me with the term used for different family members. To gain the appreciation and understand the importance of family in their lives.</p> <p><b>Activity:</b> Discussion based on different rooms in a home and the things found in there</p> <p><b>Learning Objective:</b> To understand the different things that are found and to be kept in a particular room.</p> <p><b>Activity:</b></p>	<p>Parents are encouraged to take their ward for family trips and get them introduced to their cousins, aunts, and uncles.</p>  <p>Help your ward understand color seriation with the help of yarn or crepe paper. Assist your child in making a rainbow with various shades of colors and explain to them as the dark and light shades of the same color</p>


		<p>Colors will be introduced in the class with the help of a magic box, real objects, and flashcards.</p> <p><b>Learning Objective:</b> To enhance creative thinking skills. To be able to understand and differentiate between the various shades of colors.</p>	
--	--	---	--

## KG-2

Subject	Topic	Related Activities	Home – School Partnership (Talk, Share, Encourage)
<p><b>English</b></p> 	<ul style="list-style-type: none"> <li>• Pictures and phonic sounds</li> <li>• Writing of 2/3 letter CVC words with the vowel 'a'</li> <li>• Toughy Turtle</li> </ul>	<p><b>Activity:</b> Through PPT &amp; along with the help of letter flashcards children will revise the phonic sounds of all the letters.</p> <p><b>Learning Objective:</b> To recall &amp; identify the alphabets &amp; their phonic sounds.</p> <p><b>Activity:</b> The children will be encouraged to make use of Letter flashcards to construct common three-letter words like cat, map, van, rat, etc.</p> <p><b>Learning Objectives:</b> To be able to develop proper vocabulary and language skills with the help of phonics and two and three-letter words.</p>	<p>Parents can imbue amongst their kids the habit of reading and making new words with the help of magnetic letters. They can add or change one letter to make a new word. For example, begin with the word “car” and add t/ to the end to make the new word “cat” then take off the /c/ and replace it with a /m/ to make the word “mat” and so on. See how many new words you and your child can make.</p> 
<p><b>Mathematics</b></p>	<ul style="list-style-type: none"> <li>• Pre-number concepts.</li> <li>• Concepts related to</li> </ul>	<p><b>Activity:</b> Hands-on activities will be done in the class for their better understanding.</p>	



- Numbers (1-20)
- Concept of Tens and Ones
  - Number Before
  - Ascending & descending order
  - Backward Counting.

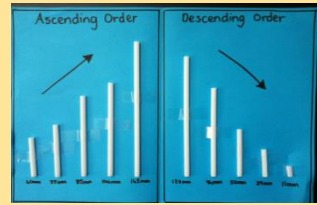


**Learning Objective:**  
To be able to understand the spatial concept and co-relate with their surroundings.

**Activity:**  
PPT, Games.

**Learning Objective :**  
To understand use numbers arrange sequentially both up to down and down to up

Here's a great way for kids to visualize ascending & descending order. Have your ward cut straws into 10 pieces and arrange 5 of these pieces in ascending order. The other 5 need to be arranged in descending order. Tape or glue the straw pieces to the paper. Allow your child to visualize and recognize the difference.



**Pick & Build**  
To make your ward understand the meaning of the tens place & one's place provide them with unifix cubes /straws/crayons etc. This will allow them to think about how numbers can be broken apart, put together & rearranged to build a foundation with numbers of 11-19

**EVS**



- My School  
Colors  
Good Manners/ Good Habits.  
Neat & clean.



**Activity:**  
Simple songs & informal conversation.

**Learning objective:**  
To strengthen awareness of the importance of rules to be followed in the school.

**Activity:**  
Engage students in rhymes and role-play to inculcate good manners & Good habits

**Learning objective:**  
Learn about good manners/ good habits and practice them.

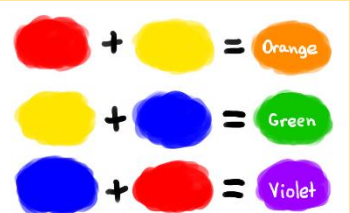



**Activity:**  
Activities with objects, clothes, and cards to differentiate colors.

**Learning objective:**



Place the two-colored paints for each zip lock bag in the corners opposite each other. One bag with blue and yellow, the second bag with red and blue and the third bag with red and yellow. Use sticky tape to seal and strengthen the squishy bag. Gently ask your ward to press and push the paints to the center of the bag to blend. Using your fingers gently rub the paint to mix and blend. Watch as the colors blend together. Make predictions and talk about what is happening throughout the process to your ward.

Given below are the links provided for the topic secondary colors.  
<https://www.youtube.com/watch?v=GFSsRYmSIZ0&feature=youtu.be>

Stress on the use of words 'SORRY', 'THANKYOU', and 'EXCUSE ME' in daily life. Help them relate to

		<p>Understand the concept of mixing colors (Secondary colors)</p>	<p>certain situations and let your ward recognize the appropriate usage of that particular word in various situations.</p> 
<p><b>Hindi</b></p> 	<ul style="list-style-type: none"> <li>• Oral</li> <li>• Recognition of pictures related to Swara इ, ई, उ, ऊ, ए, ऐ</li> </ul>	<p><b>Activity:</b> Simple songs &amp; informal conversation.</p> <p><b>Learning Objective:</b> To familiarize the children with the Hindi language.</p> <p>Association of the letter with the correct word.</p>	<p>Parents are expected to encourage children to identify the letters.</p> 

## ACTIVITIES SCHEDULED FOR THE MONTH (KG-1)

Date	Theme	Activity
<p>1<sup>st</sup> May 2022</p>	<p>Labor Day</p> 	<p><b>KG-1</b> Awareness will be raised amongst students with regards to the day's celebration via related videos and activities.</p> <p><b>Home Activity:</b> Parents can lead by example. They can make a habit of sharing things with the needy and inculcate amongst your ward the habit of sharing and caring for others.</p>
<p>9<sup>th</sup> May 2022</p>	<p>Mother's Day</p> 	<p><b>KG 1</b> The students will make sun crafts on a paper card using art and craft material to gift to their mom.</p> <p><b>Home Activity:</b> Parents should discuss the role of the mother.</p>

16<sup>th</sup> to 19<sup>th</sup>  
May 2022

**Colour Week**



**KG-1**

Various art/craft activities will be conducted throughout the week, focusing on one color each day.

**Home Activity:**

Parents can help their children learn about colors by displaying to them different colorful objects and asking them to identify and name the colors.

**ACTIVITIES SCHEDULED FOR THE MONTH (KG-2)**

Date	Theme	Activity
1 <sup>st</sup> May 2022	<p><b>Labour Day</b></p> 	<p><b>KG-2</b></p> <p>Awareness will be raised amongst students with regards to the day's celebration via related videos and activities.</p> <p><b>Home Activity:</b></p> <p>Encourage your ward to be generous and kind to people in need. Talk to them about how difficult everyday life would be without the help of these community helpers.</p>
9 <sup>th</sup> May 2022	<p><b>Mother's Day</b></p> 	<p><b>KG-2</b></p> <p>The students will make a colorful heart shape card using art and craft materials with the message "I love my mother" on it.</p> <p><b>Home Activity</b></p> <p>Parents should discuss the role of the mother &amp; the relentless love &amp; care showered by her.</p>
16 <sup>th</sup> to 19 <sup>th</sup> May 2022	<p><b>Colour Week</b></p>	<p><b>KG-2</b></p> <p>Various art/craft activities will be conducted throughout the week, focusing on one color each day.</p> <p><b>Home Activity:</b></p> <p>Parents can provide opportunities to their wards to explore themselves. Let them mix different colours to make a new one.</p>





*We hope that you and your ward get involved in and enjoy the new learning experience.  
The next update shall be released in the first week of June 2022.*

