

LEADERS PRIVATE SCHOOL, SHARJAH
KINDERGARTEN DEPARTMENT (KG-1 & KG-2)

KINDERTINKLE



MAY
2021

An interactive infocorner



Overview:

“Don’t prepare the path for the child, prepare the child for the path” - anonymous

A child’s social, emotional and behavioral readiness is exceedingly more important than what we assume to be academic readiness. Helping others, not making fun of people around them, being responsible for their act, willingness to share with everyone and care about the one’s in and around them are just a few to name that we want to instill amongst our students. We try to incorporate moral values in our day to day classroom activities so that our students grow in the direction of being better as an individual always.

Lined up ahead are activities such as Labour Day, Mother’s Day, Color week and Virtual Recreational trip in order to provide an opportunity to the students to explore their talent and abilities.





We do believe that with the combined effort of parents and teachers our children will not only develop themselves academically but also socially and emotionally.







Let us all get ready to Play, Learn and Grow Together!

KG TEAM




A Beehive of Exciting Activities




KG-1




| Subject | Topic | Related Activities | Home – School Partnership (Talk, Share, Encourage) |
|---|--|---|--|
| <p>English</p>  | <ul style="list-style-type: none"> • Fun with phonics • Pattern writing: (O, 0) • Phonetic and Picture reading • Writing letters Aa, Bb.  | <p>Activity:(Letter “A” & “B”) Game with flash cards on the various day to day activities. Action day</p> <p>Learning Objective: Vocabulary development. Trace letter A & B in proper formation and relate to the corresponding pictures. Identify letter A (a) & B (b) and its phonic sound.</p> | <p>Actions: At home, children should be encouraged to involve in these activities that can boost their courage & confidence further</p>  <p>Letter ‘B’ Collage Cut out a large “B” from poster board or other heavy paper. Ask your ward to find pictures of things in magazines that begin with the letter “B”, they either cut or tear them out and glue them on the “B.”</p> |
| <p>Mathematics</p>  | <ul style="list-style-type: none"> • Counting Numbers (1-5) • Pre-number Concept: • Big and small • Tall and short • Long and short • Writing Numbers: 1, 2. | <p>Activity: The teacher will show concrete objects and explain the concept of Big/Small, Tall/Short, and Long/Short.</p> <p>Learning Objectives: To understand the spatial concept and to co relate with their surrounding</p> <p>Activity: Introduction of writing number 1and 2 with their associated value.</p> <p>Learning Objectives:</p> | <p>Parents can use a sheet of paper and draw 2 circles. Fill each circle with a written numeral or number representation. Set out a tray of various manipulatives for counting. Ask your child to pick a circle, identify the number, and then count. This activity is great for building number sense as your child practices understanding that each number is represented by a symbol and quantity.</p> |

| | | | |
|-------------------|--|--|---|
| |  | <p>To be able to co relate the numeric with the quantitative value in everyday life.</p> | <p>Help your child learn to compare different sizes by sorting their favorite toys or objects between big/small, tall/short, long/short etc.</p>  |
| <p>EVS</p> | <ul style="list-style-type: none"> ● Emotions. ● My Family ● Color ● My Home   | <p>Activity: Sorting game, Worksheet.</p> <p>Learning Objective: To develop awareness of the role & contribution of different family members</p> <p>Activity: Discussion based on different rooms in a home and the things found in there</p> <p>Learning Objective: To understand the different things that are found and to be kept in a particular room.</p> <p>Activity: Colors will be introduced in the class with the help of magic box, real objects and flash cards.</p> <p>Learning Objective: To enhance creative thinking skill. To be able to understand and differentiate between the various shades of colours.</p> | <p>Parents can help their ward to make a home out of popsicle sticks and paste a picture of their family. Discuss with your ward the importance of being together in a family. Make them familiar with the names of their parents, grandparents and relatives.</p>  <p>Help your ward understand color sereation with the help of yarn or crepe paper. Assist your child in making a rainbow with various shades of colors and explain to them as the dark and light shades of the same color</p>  |




KG-2

| Subject | Topic | Related Activities | Home – School Partnership (Talk, Share, Encourage) |
|---|--|---|--|
| <p>English</p>  | <ul style="list-style-type: none"> • Pictures and phonic sounds. • Writing of 2/3 letter words with the vowel 'a' • Toughy turtle  | <p>Activity: Through PPT & along with the help of alphabet flash cards children will revise the phonic sounds of all the letters.</p> <p>Learning Objective: To recall & identify the alphabets & their phonic sounds.</p> <p>Activity: The children will be given flash cards with alphabets and will be encouraged to construct common three letter words like cat, map, van, rat etc.</p> <p>Learning Objectives: To be able to develop proper vocabulary and language skills with the help of phonics and two and three letter words.</p> | <p>Parents can imbue amongst their kids the habit of reading and making new words with the help of magnetic letters. They can add or change one letter to make a new word. For example, begin with the word “car” and add t/ to the end to make the new word “cat” then take off the /c/ and replace it with a /m/ to make the word “mat” and so on. See how many new words you and your child can make.</p> <p>To inculcate the habit of daily reading, it is recommended that you read a book to your child every day during bed time. This could be a library book, personal reads, general interests, non-fiction etc.</p> |
| <p>Mathematics</p>  | <ul style="list-style-type: none"> • Pre number concepts. • Concept of Tens and Ones • Number Before • Ascending & descending order • Backward Counting. | <p>Activity: Hands on activity will be done in the class for their better understanding.</p> <p>Learning Objective: To be able to understand the spatial concept and co relate with their surroundings.</p> <p>Activity:</p> | <p>Parents can draw four objects belonging to a similar group and one odd object on a piece of paper. Ask the child to mark the one which is odd in the set given by you.</p> <p>Baskets of Apples To reinforce the concept of heavy and light, have your ward pick up two identical, empty baskets, noting that the two feel the same in terms of weight. Fill one basket with apples but put only a few apples in the other basket. Allow your ward to try and lift each basket and note the difference between the two.</p> |

| | | | |
|--|---|--|--|
| |  | <p>PPT, Games.</p> <p>Learning Objective: To understand use numbers arrange sequentially both up to down and down to up</p> | <p>Keep five jars containing one, two, three, four, and five toffees each. Ask the child to arrange the jars in the ascending order of toffees. Later, do this activity with one and two-digit numbers.</p> <p>Here's a great way for kids to visualize ascending & descending order. Have your ward cut straws into 10 pieces and arrange 5 of these pieces in ascending order. The other 5 needs to be arranged in descending order. Tape or glue the straw pieces to the paper. Allow your child to visualize and recognize the difference.</p> <p>Children should be shown pictures & real objects that can help them to differentiate & learn the concepts better.</p> |
| <p>EVS</p>  | <ul style="list-style-type: none"> • My School • Colours • Good Manners/ Good Habits. • Neat & clean.  | <p>Activity: PPT, Rhymes & videos.</p> <p>Learning objective: To strengthen awareness of the importance of rules to be followed in the school.</p> <p>Activity: Engage students in rhymes and role play to inculcate good manners & good habits.</p> <p>Learning objective Learn about good manners and practice them.</p> <p>Activity: Activities with objects, clothes, cards to differentiate colors.</p> <p>Learning objective Understand the concept of mixing of colors (Secondary colors)</p> | <p>Stress on the uses of words 'SORRY', 'THANKYOU', and 'EXCUSE ME' in daily life. Help them relate certain situations and let your ward recognize the appropriate usage of that particular word in various situations.</p> <p>spy Tell your ward that you will be playing a game with him/her. Say the words, "I spy with my little eye something that is of a colour that you get when you mix the colors blue and yellow. Ask your ward to tell you, which color is obtained by mixing the colors blue and yellow. (The color obtained is green). Later encourage him/her to look around the room and name an object that is green. Ensure that there are enough objects of varying colors in the room to make the game more interesting.</p> |

| | | | |
|---|--|--|--|
| <p>Hindi</p>  | <ul style="list-style-type: none"> • Oral • Recognition of pictures related to swar इ, ई, उ, ऊ, ए, ऐ  | <p>Activity: Simple songs & informal conversation.</p> <p>Learning Objective: To familiarize the children with the Hindi language.</p> <p>Association of the letter with the correct word.</p> | <p>Parents are expected to encourage children to identify the letters.</p>  |
|---|--|--|--|

ACTIVITIES SCHEDULED FOR THE MONTH (KG-1)

| Date | Theme | Activity |
|---|---|--|
| 1 st May 2021 | <p style="text-align: center;">Labor Day</p>  | <p>KG-1</p> <p>Teacher will hold structural conversation about each sense organ in the class. Children will get hands on experience for further understanding.</p> <p>Home Activity: Encourage your ward to be generous and kind to people in need. Talk to them how difficult everyday life would be without the help of these community helpers.</p> |
| 10 th May 2021 | <p style="text-align: center;">Mothers' Day</p>  | <p>KG 1</p> <p>The students will make sun craft on a paper card using art and craft material to gift it to their mom.</p> <p>Home Activity: Parents should discuss on the role of mother & the relentless love & care showered by her.</p> |
| 16 th to 20 th May 2021 | <p style="text-align: center;">Fun with clours (Colour Week)</p>  | <p>KG-1</p> <p>Each day one particular color will be taken as a theme. Activities related to each color (Primary colours) will be conducted throughout the week.</p> <p>Home Activity: Set up a Coloring Center – place crayons, colouring books, drawing paper, tracing paper, markers, coloured pencils, etc. Let your ward go wild!</p> |

27th May 2021

Dazzling Drink



KG-1

The students will make healthy lemonade drink as instructed by the teacher.

Home Activity:

Parents can involve their wards in making fresh fruit juice and explain to them the health benefits of including fresh fruit juice in their daily diet.

ACTIVITIES SCHEDULED FOR THE MONTH (KG-2)

| Date | Theme | Activity |
|---|--|---|
| 1 st May 2021 | <p>Labor Day</p>  | <p>KG-2</p> <p>Awareness will be raised amongst students with regards to the day's celebration via related videos.</p> <p>Home Activity:</p> <p>Parents can lead by example. They can make a habit of sharing things with the needy and inculcate amongst your ward the habit of sharing and caring for others.</p> |
| 10 th May 2021 | <p>Mothers' Day</p> <p>Happy Mother's Day!</p>  | <p>KG-2</p> <p>The students will make a colorful flower with the help of paper strips and stick their own picture with a message "I love my mother" on it.</p> <p>Home Activity</p> <p>Parents should discuss on the role of mother.</p> |
| 16 th to 20 th May 2021 | <p>Fun with clours (Colour Week)</p>  | <p>KG-2</p> <p>Each day one particular color will be taken as a theme. Activities related to each color (Secondary colors) will be conducted throughout the week.</p> <p>Home Activity:</p> <p>Parents can provide opportunity to their wards to explore themselves. Let them mix different colors to make a new one.</p> |

27th May 2021

Dazzling Drink



KG-2

The students will make healthy lemonade drink as instructed by the teacher.

Home Activity:

Parents can make fresh fruit juices of their wards choice and encourage them to include fresh juice in their daily diet to be strong and healthy.

*We hope that you and your ward get involved in and enjoy the new learning experience.
The next update shall be released in the first week of JUNE 2021.*

