

LEADERS PRIVATE SCHOOL, SHARJAH
KINDERGARTEN DEPARTMENT (KG-1 & KG-2)

KINDERTINKLE



JANUARY
2022

An interactive infocorner



HAPPY NEW DREAMS. NEW DAYS. NEW WAYS. Happy New Year. Happy New You

It has been a year of experiential learning for all of us. It taught us to appreciate the little things in life and 2021 will be remembered for the beautiful moments we created with our loved ones.

LPS Kindergarten takes immense pleasure in welcoming our dear students and parents to a brand-new year with a fresh start and joy of learning and growing together with all our might and dedication.

Special “THANK YOU” goes out to all the parents who placed absolute trust in us by sending their children to school every day, for Face-to-Face learning and a big thank you to the parents who entrusted their children with us on our virtual learning platforms.

As we welcome 2022, we are filled with Hope and Gratitude for the months ahead of us. Hope of a new dawn which brings more opportunities for accomplishments and reasons to celebrate those accomplishments. We remain in the attitude of gratitude and thank the Almighty for keeping us protected, safe, and healthy.

We believe that our students have unmatched potential to do things that are impossible and we try our best to allow them to explore their strengths for their holistic development. Lined up for the month are activities such as spic and span, fun with colors, republic day celebration and many more.




Parent-teacher cooperation has always been essential for the complete and harmonious development of a student’s personality. We are always looking forward to a productive partnership with you to ensure our children can achieve their highest potential.

We once again wish all our parents and students a very happy and prosperous new year.



KG TEAM

A Beehive of Exciting Activities

KG-1


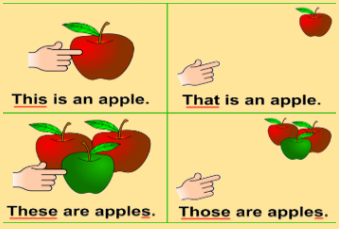
| Subject | Topic | Related Activities | Home – School Partnership (Talk, Share, Encourage) |
|---|--|---|--|
| <p>English</p>  | <ul style="list-style-type: none"> • Fun with phonics • Phonetic and Picture reading • Writing letters: Ss, Tt, Uu, & Vv • Blending of two-letter words  | <p>Activity: Letter games with the help of flashcards & PPT will be conducted.</p> <p>Learning Objective: Identify letter Ss, Tt, Uu, & Vv & their phonic sounds Write letters Ss, Tt, Uu, & Vv in proper formation and relate to corresponding pictures.</p>  | <p>Parents can help their ward in better understanding of sight words and vocabulary with the help of storybooks.</p> <p>“S” with stickers Materials: 1 “S” cut out of black construction paper, labeled star stickers. Have your ward decorate their “S” with stars.</p> <p>V Guessing Game Play a word guessing game. All the words you guess should begin like “valentine.”</p> <ol style="list-style-type: none"> I like ice cream. My favorite flavor is _____. (vanilla) When we moved, our furniture went in a moving _____. (van) Pumpkins grow on a _____. (vine) Peas, carrots and corn are _____. (vegetables) When mother cleans the rug she uses a _____. (vacuum cleaner) |
| <p>Mathematics</p> | <ul style="list-style-type: none"> • Counting Numbers (1-20) • Writing numbers: 14, 15, 16 • Missing Numbers • Number After | <p>Activity: Introduction of numbers 14, 15 & 16 with the help of flashcards & actual object counting.</p> <p>Learning Objective: To identify the numbers.</p> | <p>Numbers are everywhere. Encourage your child to spell out the number as soon as you see one.</p> <p>In order to help your child explore the world of numbers, parents can take printouts of after and missing numbers cards and laminate them</p> |



| | | | |
|-------------------|--|---|---|
| | <ul style="list-style-type: none"> • Number Between | <p>To understand the quantitative value of numbers.</p> <p>Activity: Various activities with the help of concrete objects to understand the concept of before, after, and between will be done in class.</p> <p>Learning Objectives: Develop the ability to understand the concept of numbers before, after, and between.</p> | <p>Get them to find the after and missing number from a given set of number cards. While doing this activity, be very clear on the terms “after” and “missing”.</p> |
| <p>EVS</p> | <ul style="list-style-type: none"> • Living & Non Living • My neighborhood  | <p>Activity: Teachers will hold a free and structured conversation about common buildings in the neighborhood like hospitals, fire departments, restaurants, chemists, etc. their functions or the services they provide</p> <p>Learning Objectives: To identify public buildings. Associates objects and people with public buildings.</p> <p>Activity: The teacher will display related flashcards, puppets & ask them about the occupation & the things related to it.</p> <p>Learning Objective: To understand the role of different community helpers.</p> | <p>Do a fun quiz on living and nonliving things with your ward. You can speak names of living and nonliving things such as bird, chair, cap, baby, and so on. Now tell your ward to raise hands for every living thing.</p>  <p>Talk with your ward about the importance of being thankful and polite towards all the people who help us with their work, both inside and outside the house.</p> <p>Take your ward for a “Neighborhood walk”. Point out the important buildings, monuments, etc. let them identify such buildings from newspapers/ magazines.</p> |

| | | | |
|--|--|---|--|
| | | Identifies objects associated with people of different professions. | |
|--|--|---|--|


KG-2

| Subject | Topic | Related Activities | Home – School Partnership (Talk, Share, Encourage) |
|--|---|---|---|
| <p>English</p>  | <ul style="list-style-type: none"> • Concept of, one and many) • Writing of Sight words through sentences(This, That, These & Those) • Sight words(Dolch words list –3) • Toughy Turtle | <p>Activity: Word Games/ word buildings.</p> <p>Learning Objectives: To use these sight words in their daily conversation. To name &create small words with the sight words. To differentiate between one & many concepts.</p>  | <p>One way to help your ward to identify his/her sight words in sentences is to play a modified version of 'I Spy'. Instead of looking for objects, they are tasked with finding sight words. Give them a highlighter or highlighter tape to cover the word once they have found it. Create incidences or situations pointing to near & far objects, ask the question to your child: What are these? What are those?</p> <p>Encourage them to identify sight words within an age-appropriate story or book. In addition, you can ask your child to write out a sentence with a specific sight word in it or you may try writing out sentences for them and allow them to circle the sight words themselves as you say them.</p> |

Mathematics



- Recap of numbers (1-50)
- Introduction of Number Names (14-20)
- Addition with Objects



Activity:

Sequencing activities with the help of Flashcards

Learning Objective:

Able to read and write numbers from 1-50 in sequence.

To understand sequential counting.

Activity:

Flashcards containing numbers & number names will be provided so that children can match the numbers to the corresponding number names.

Learning Objective:

Able to read, spell and write the number names.

Associate the number to the correct number name.

Activity:

The teacher will take two sets of objects & add one set to the other to show addition.

Learning Objective:

Make sense of problems and persevere in solving them.

Coat hanger and pegs addition machine

Another great hands-on activity to consolidate the concept of addition. Have your ward roll two dice and then place the pegs on the coat hanger to show the two numbers rolled. This provides them with concrete materials for them to count the total.

Parents can assist their ward to enhance their counting skills by providing them opportunities in various places such as groceries, stores, or malls and allowing them to count the various objects to sum it up.

EVS





- Vegetables(Written)
- Birds(Written)
- Animals(Written)
- Insects(Written)

Activity:




The teacher will engage students in group activities, conversations, and discussions on vegetables, birds animals, and insects.

Transcription from the whiteboard

Discuss with your ward about the birds they have seen in their neighborhood, in a zoo, or in sanctuaries. Talk to them about their movement and feeding habits. Tell them about 'Our National Bird- The peacock'.

| | | | |
|--|---|--|--|
|  |  | <p>Learning objective: Identify and write the names of vegetables.</p> <p>Identify and write the names of birds.</p> <p>Identify and write the names of domestic and wild animals.</p> <p>Develop writing skills.</p> | <p>Have a 'No fire cooking' time with fresh fruits and vegetables to encourage your ward to eat fresh fruits and vegetables. Ask him/her to arrange the salad on a tray and serve it.</p> <p>Help your child develop healthy habits early in life that will bring lifelong benefits.</p> |
| <p>Hindi</p>  | <p>Orals Recognition of pictures related to vyanjan भ, म, य, र, ल, व</p> | <p>Activity: Simple songs & informal conversation.</p> <p>Learning Objective: To familiarize the children with the Hindi language.</p> <p>Association of the letter with the correct word.</p> | <p>Parents are expected to encourage children to identify the letters.</p>  |

ACTIVITIES SCHEDULED FOR THE MONTH (KG-1)

| Date | Theme | Activity |
|--|---|---|
| 13th January 2022 | FUN WITH COLOURS | <p>KG-1 Coloring worksheets will be given to students and opportunities will be provided to them in order to enhance their creative skills.</p> <p>Home Activity:</p> <p>Parents can provide coloring pictures of their ward's choice to instill coloring skills amongst them.</p> |
| 17th January, 2022 | <p>SPIC AND SPAN DAY</p>  | <p>KG-1 The worksheet will be provided for a better understanding.</p> <p>Home Activity: Parents can inspire among their wards a need of maintaining cleanliness not only in their homes but also around them. Talk to your kids about the importance of keeping the Environment clean. If parents can take their wards around their locality and show them the different garbage bins used to throw different types of waste materials and explain to them the importance of separating the different waste materials.</p> |
| 26th January, 2022 | <p>REPUBLIC DAY</p> <p>HAPPY REPUBLIC DAY</p>  | <p>KG-1 Students will color the worksheet with the help of the Indian flag color.</p> <p>Home Activity: Parents can talk to their children about the importance and the reason behind the day's celebration. Tell them about the "People of India" and its diverse nature.</p> |
| 31st January 2022 | <p>ENGLISH HANDWRITING EVENT</p>  | <p>KG-1 Students will be given a four-line page where they will write A-Z in proper formation & neat handwriting.</p> <p>Home Activity: Provide your child with opportunities to practice writing every day in proper formation.</p> |

| | | |
|--|--|--|
| | | |
|--|--|--|

ACTIVITIES SCHEDULED FOR THE MONTH (KG-2)

| Date | Theme | Activity |
|-----------------------------------|--|---|
| 13 th January 2022 | <p>FUN WITH COLORS</p>  | <p>KG-2 Coloring worksheets will be given to students and opportunities will be provided to them in order to enhance their creative skills.</p> <p>Home Activity: Parents can provide their ward watercolors & allow them to explore their imagination.</p> |
| 17 th January, 2022 | <p>SPIC AND SPAN DAY</p>  | <p>KG-2 The worksheet will be provided for a better understanding.</p> <p>Home Activity: Encourage your ward in maintaining neatness in the house. Let them keep their belongings in the proper place and give them the opportunity to help the parents/siblings in doing small household work.</p> |

| | | |
|---|---|--|
| <p>26th January, 2022</p> | <p style="text-align: center;">REPUBLIC DAY</p>  | <p>KG-2 Students will color the worksheet and do activities with the help of Indian flag color papers. Home Activity: Parents should familiarize their children with the culture and heritage of India.</p> |
| <p>31st January 2022</p> | <p style="text-align: center;">ENGLISH HANDWRITING EVENT</p>  | <p>KG-2 Students will be provided with a four-line page, where they have to transcribe the given sentence from the board in proper formation of alphabets & neat handwriting. Home Activity: Provide your child with opportunities to practice writing every day in proper formation</p> |

*We hope that you and your ward get involved and enjoy the new learning experience.
The next update shall be released in the first week of February 2022.*

