

LEADERS PRIVATE SCHOOL, SHARJAH  
KINDERGARTEN DEPARTMENT (KG-1 & KG-2)

# KINDERTINKLE



APRIL  
2021



*An interactive infocorner*



## **Overview:**

**“Children learn as they play. Most importantly, in play children learn how to learn.” –O.Fred Donaldson**

We are looking forward to our collaboration in providing a safe and nurturing environment to our students.

As we embark upon this great opportunity, taking things positively will be the key to everyone’s success. Let us view this as an opportunity to explore and learn something new, an opportunity to practice technological skills, to learn to be digitized with proper internet ethics, finding learning experiences beyond the classroom, actively participating and working in a blended e-learning environment, balancing of time schedule and much more.

This will surely be a FANTASTIC year! On behalf of our entire staff, we would like to welcome our new Kindergarten students and our returning KG students! It is with much enthusiasm that we publish our first newsletter for the 2021-2022 school year.

As parents, you play an important role to keep your child safe. Kindly set up a routine to interact with your child positively. Allow them to do the assigned task independently and just guide them if they need your assistance. It will be advisable if you allow your child to do age-appropriate house-hold chores, in this way you will facilitate them towards developing their holistic skills. Kindly keep a regular check on the school website as we will be uploading the practice materials for your ward. We will try our best to engage our students in meaningful activities that will enable them to develop themselves academically as well as emotionally. Parents are requested to kindly collect and file their child’s work after its completion that will further support the students in the longer run. You can take pictures of your ward doing the assigned activity and mail it to the respective class teachers.



We do hope that all our parents and students have a wonderful academic year with us.




**KG TEAM**

*A Beehive of Exciting Activities*




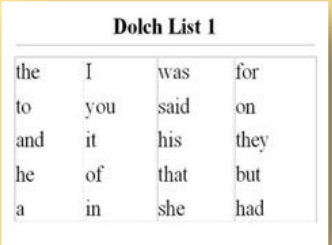

# KG-1

Subject	Topic	Related Activities	Home – School Partnership (Talk, Share, Encourage)
<p><b>English</b></p> 	<ul style="list-style-type: none"> <li>• Rhymes and doodling</li> <li>• Pattern writing</li> <li>• Pattern writing  , _ \, /, c.</li> <li>• Phonetics and picture reading</li> <li>• Toughy turtle</li> </ul>	<p><b>Activity:</b> Doodling</p> <p><b>Learning Objective:</b> Writing readiness. Fine motor development. Getting introduced to standing lines/ sleeping lines/slanting &amp; curves.</p> 	<p>To develop writing readiness skill encourage your ward to participate in activities that involve grasping and manipulating small objects such as drawing, puzzles, opening containers, threading, or other related tasks like <b>Praise</b> and encouragement when your child engage in fine motor activities, especially if they are persistent when finding the task difficult.</p> <p><b>Hand and finger strength</b> example scrunching, paper, using tweezers, play dough, pegs).</p> <p><b>Sensory play</b> activities like rice play, finger painting) assist the development of tactile awareness.</p> <p><b>Hand-eye coordination:</b> Give practice that involves hand-eye coordination (example, throwing and catching) and crossing the mid-line (example, reaching across the body to pick up items).</p> <p>At home provide your ward with opportunities to listen. Ensure that he/she understands what you are saying. Make reading stories to your child, a regular practice. Pause to ask questions to make sure your child is listening to the story. You can even twist the probability of happenings &amp; their outcomes to develop their thinking skills.</p>
<p><b>Mathematics</b></p>	<ul style="list-style-type: none"> <li>• Counting of numbers(1-10)</li> </ul>	<p><b>Activity:</b></p>	<p>Go on a treasure hunt with your child around the house or other environment looking for real-life</p>

	<ul style="list-style-type: none"> <li>• Concept of shapes &amp; patterns</li> </ul> 	<p>Teacher will engage students in shape related activities and games through songs, concrete objects and PPT.</p> <p><b>Learning Objective:</b></p> <ul style="list-style-type: none"> <li>• Identify the different shapes</li> <li>• Name the shapes correctly.</li> </ul>	<p>objects that are rectangular, circular, triangular, or square-shaped.</p> <p>Read stories about shapes or watch educational videos about shapes on YouTube</p> <p>Talk about the attributes of each shape and ask questions, 'what do you call a shape that has two long sides and two short sides (length)? 'Which of the shapes would you say looks like a window or dinner plate'?</p> <p>Extend the learning and talk about corners. 'What is a corner'? Which shape does not have corners?</p> <p>Given below are the links provided for the topic Shapes: -</p> <p><a href="https://www.youtube.com/watch?v=AnoNb2OMQ6s">https://www.youtube.com/watch?v=AnoNb2OMQ6s</a></p>
<p><b>EVS</b></p>	<ul style="list-style-type: none"> <li>• Myself (My Body)</li> <li>• Sense Organ</li> </ul> 	<p><b>Activity:</b></p> <p>The students will be provided with the picture of a girl and boy which they will colour after identifying their gender.</p> <p>Students will be shown pictures &amp; made to sing a song on different parts of the body. Head, shoulder, knees &amp; toes.</p> <p><b>Learning Objective:</b></p> <p>Development of self-awareness Skills. Recognition of different parts of the body.</p>	<p><b>Observation and Memory Game</b></p> <p>Collect 10-15 items and set them on a tray. Give your child one minute to observe and then remove items from sight. Test their memory by asking specific questions, such as "What color was the marker?"</p> <p><b>Blind Nature Walk</b></p> <p>Gather a variety of nature items that your child would be able to walk across, such as sand, leaves, dirt, smooth rocks, and grass. Blindfold your child and lead them across each item, have them describe the texture, and guess what each item is. Flowers (Sight, Touch, Smell)</p> <p>Provide the children with a variety of flowers to describe, to smell, and to touch.</p> <p>Given below are the links provided for the topic My Body &amp; Myself: -</p>

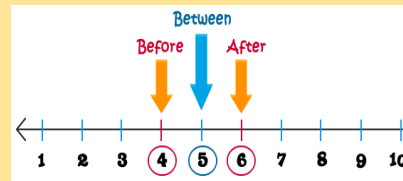
<https://www.youtube.com/watch?v=cEWzUssPF3w>  
[https://www.youtube.com/watch?v=gS\\_Mz3ekkck](https://www.youtube.com/watch?v=gS_Mz3ekkck)

## KG-2

Subject	Topic	Related Activities	Home – School Partnership (Talk, Share, Encourage)
<p><b>English</b></p> 	<ul style="list-style-type: none"> <li>Recap of Aa -Zz.</li> <li>Sight words</li> <li>Toughy turtle</li> </ul> 	<p><b>Activity:</b>            Through PPT &amp; also with the help of alphabet flash cards children will revise the phonic sounds of all the letters.            Games &amp; phonic songs will be conducted in the class for their better understanding.</p> <p><b>Learning Objective:</b>            To recall &amp; identify the alphabets &amp; their phonic sounds.</p>	<p>To improve recognition of alphabets you may devise a game of placing alphabet flash cards in a bowl &amp; help your child to pick a letter without looking. Then ask him/her to say the letter.</p> <p>Parents can use letter cards &amp; encourage their ward to place the cards together &amp; form sight words. Follow this up with a guessing game.</p>
<p><b>Mathematics</b></p> 	<ul style="list-style-type: none"> <li>Shapes</li> <li>Writing of numbers 1-20</li> <li>Missing numbers</li> <li>Number after</li> <li>Number between</li> </ul>	<p><b>Activity:</b>            Teacher will engage students in shape related activities and games through songs, concrete objects and PPT.</p> <p><b>Learning Objective:</b></p>	



- Ring the larger/ smaller number



Identify different shapes.

Relate the shapes with the environment.

Understands that each and every object have shapes.

Parents can take their ward for a “ shape walk” inside the house. Let them observe the different things around them and relate it to various shapes.



Help your ward to understand larger numbers in comparison to smaller numbers through playful activities like showing 2 number flash card & asking the child to pick the larger or smaller number.

Given below are the links provided for the topic Shapes:-

<https://www.youtube.com/watch?v=0B6Ge0FzHGO>

## EVS



- Myself (MY Body)
- My family
- My home



### Activity:

‘Me’- Introduction by the children.

### Learning objective:

Develop the ability to understand one’s self & build self-esteem.

### Activity:

Family Tree




Children will be made to paste pictures of family members on the cut out of a tree.

### Learning objective:


Identify the concept of family & different roles of family members.

Parents to spend quality time with their ward and engage them in discussion about themselves. Encourage your ward to speak a few lines about themselves. Ask them to tell their likes and dislikes. Make them feel special by giving positive responses.

Let your child explore their body parts in an interesting way by playing dumb charades with them. Parent can enact the different uses of different body parts and let your child guess it. The same thinking can be repeated by giving opportunity to your ward to enact it out while you guess the correct body part.


			<p>Parents are encouraged to take their ward for family trips and get them introduced to their cousins, aunts and uncles.</p> <p>Parents can show the various types of houses (apartment, villas etc.) through videos/pictures. Motivate them to decorate their room and keep it neat and tidy.</p>
<p><b>Hindi</b></p> 	<ul style="list-style-type: none"> <li>• Oral</li> <li>• Recognition of pictures related to swara – a and aa.</li> </ul>	<p><b>Activity:</b> Simple songs &amp; informal conversation.</p> <p><b>Learning Objective:</b> To familiarize the children with the Hindi language.</p> <p>Association of the letter with the correct word.</p>	

## ACTIVITIES SCHEDULED FOR THE MONTH (KG-1)

Date	Theme	Activity
<p>18<sup>th</sup> – 22<sup>nd</sup> April 2021</p>	<p style="text-align: center;"><b>Sensorial Week</b></p> 	<p><b>KG-1</b></p> <p>Teacher will hold structural conversation about each sense organ in the class. Children will get hands on experience for further understanding.</p> <p><b>Home Activity:</b></p> <p>Exposing children to sensory play helps them develop and refine the use of their senses. Here are a few examples of easy, inexpensive, and creative ways to spend time with your children while engaging them in sensory play at home. While being together during eating time, help children to relish sweet &amp; sour foods.</p>

<p><b>22<sup>nd</sup> April 2021</b></p>	<p><b>Earth Day</b></p> 	<p><b>KG 1</b> Songs, interactive session &amp; even art/craft activity will be conducted where children will colour the Earth &amp; stick it on the cut out of their palm. <b>Home Activity:</b> Children should be made aware about the importance of conserving natural resources, switching off lights when not in use &amp; the need to save water.</p>
<p><b>25<sup>th</sup> April 2021</b></p>	<p><b>Fun with Phonics</b></p> 	<p><b>KG-1</b> Phonic sessions via flash cards, Rhymes and video. <b>Home Activity:</b> Parents can show videos related to phonic sounds on YouTube. <a href="https://www.youtube.com/watch?v=hq3yfQnlfQ">https://www.youtube.com/watch?v=hq3yfQnlfQ</a></p>
<p><b>25<sup>th</sup> to 28<sup>th</sup> April 2021</b></p>	<p><b>Motor Development Week</b></p> 	<p><b>KG-1</b> Various activities related to Motor development like beading, lacing activity, rolling dough, jumping, ball play etc. will be conducted in the class. <b>Home Activity:</b> Encourage your child's creativity through play dough, napkin folding, doodling and allow to explain his/her experience while making it.</p>

## ACTIVITIES SCHEDULED FOR THE MONTH (KG-2)

Date	Theme	Activity
<p><b>18<sup>th</sup> April to 23<sup>rd</sup> April 2021</b></p>	<p><b>Sensorial Week</b></p> 	<p><b>KG-2</b> Teacher will hold structural conversation about each sense organ. One activity for each sense (sweet &amp; sour for <b>taste</b>, smelling of perfumes for <b>smell</b>, blindfolded " catch the thief" for <b>sight</b>, lowering &amp; increasing the volume for <b>hearing</b>) will be conducted in the class. <b>Home Activity:</b> Exposing children to sensory play helps them develop and refine the use of senses. While being together during eating time, help children to taste and relish sweet and sour foods.</p>



<p><b>22<sup>nd</sup> April 2021</b></p>	<p><b>Earth Day</b></p> 	<p><b>KG-2</b> Songs, interactive session &amp; even art/craft activity will be conducted where children will do colouring on a cut out of the globe/Earth. <b>Home Activity</b> Help children realize how important it is to take care of the environment. It is never too early to start teaching children the importance of keeping our planet clean and learning how to reduce, reuse, and recycle, with a little guidance and supervision.</p>
<p><b>25<sup>th</sup> April 2021</b></p>	<p><b>Fun with Phonics</b></p> 	<p><b>KG-2</b> PPT will be shown to enrich their phonics. The students will play phonic games and identification of phonic sound with its associated letter. <b>Home Activity:</b> Parents can keep questioning their ward every now and then regarding the phonics of the thing's name that they see around them.</p>

*We hope that you and your ward get involved in and enjoy the new learning experience.  
The next update shall be released in the first week of May 2021.*

