

LEADERS PRIVATE SCHOOL, SHARJAH
KINDERGARTEN DEPARTMENT (KG-1 & KG-2)

KINDERTINKLE



JUNE
2024

An interactive infocorner



Overview:

“The goal of early childhood education should be to activate the child’s own natural desire Home–School Maria Montessori

Amidst the sizzle of summer, we're gearing up for a season of excitement! As this term winds down, our focus remains on nurturing continuous growth and learning. This month, we're embracing World Environment Day, Father's Day, Yoga Day, and more—engaging our little learners in real-life experiences. We encourage parents to carry forward these lessons beyond class, sparking curiosity and enhancing communication skills at home.

We are also thrilled to announce the upcoming TECCex Science Exhibition! This event promises to be an exciting showcase of our students' creativity, innovation, and scientific inquiry. Mark your calendars and join us for a day of exploration and discovery.




To ensure our students stay engaged in learning, the KG department is gearing up to design captivating holiday homework, coming your way next month! We extend our heartfelt thanks for your cooperation and support, which have made this term successful.

Wishing you safe travels and an abundance of joy, laughter, and cherished moments with your loved ones this summer. Stay strong and healthy!

KG TEAM

A Beehive of Exciting Activities

KG-1

Subject	Topic	Related Activities	Home – School Partnership (Talk, Share, Encourage)
<p>English</p> 	<ul style="list-style-type: none"> • Fun with phonics • Phonetic and Picture reading • Writing letters: Dd, Ee and Ff. 	<p>Activity:(Letter “D”, “E” & “F” Games with flashcards on various day-to-day activities.</p> <p>Learning Objective: Vocabulary development. Trace letters E & F in proper formation and relate them to the corresponding pictures. Identify letter D (d), E(e) & F (f) and its phonic sound.</p>	<p>E is for Eggs Distribute an empty egg carton and twelve small paper eggs to your ward. Have him/her cut E-pictures from magazines, glue them to the eggs, and place the eggs in the egg carton. Help them label the backside of the eggs with the picture name.</p> <p>Finger paint Fans Give your ward small paper plates to finger paint. After the plates are dry, print capital and small F. Tape a popsicle stick to the back for a handle and let the children have fun fanning themselves.</p> 
<p>Mathematics</p>	<ul style="list-style-type: none"> • Counting Numbers (1-10) • Heavy & Light • odd one out • More and less 	<p>Activity: The teacher will show concrete objects and explain the concept of More/Less, Odd one Out and the quantitative value of the numbers.</p> <p>Learning Objectives: To understand the spatial concept and to co-relate with their surroundings.</p>	<p>Parents can reinforce the value of number 3 & 4 through this fun activity. Directions: Roll out play dough and make numbers. Give the numbers and toothpicks to your ward on a tray. Have your child count the number of toothpicks that matches the play dough number or you can count them together. Poke toothpicks into the play dough (number 2 would get 2 toothpicks & so on.</p>



- Writing Numbers: 3 & 4.



Activity:

Introduction of writing numbers 3 and 4 with their associated value.

Learning Objectives:

To be able to co-relate the numeric with the quantitative value in everyday life.



EVS

- My School
- Good Habits
- Neat & Clean



Activity:

Discussions, around the school

Learning Objective:

To Identify his/her school & activities associated with the school.

Activity:

Engage students in rhyme to role-play to inculcate good manners & good habits.

Learning objective

Learn about maintaining neatness and cleanliness and practice them in day-to-day life.

Clean-Up Time

Activity: Make cleaning up toys and play areas a fun game by setting a timer and rewarding them for finishing before the timer goes off.

Purpose: Promotes cleanliness and responsibility for their environment.



Materials Needed: Timer, small rewards (stickers, extra playtime).



School Time – Fun Time

Discuss with your ward about the thing that they enjoy the most in their school. Allow them to share their experience. Parents too can share their school memories with them in order to instigate the child’s thinking capability and vocabulary.

KG-2

Subject	Topic	Related Activities	Home – School Partnership (Talk, Share, Encourage)
<p>English</p> 	<ul style="list-style-type: none"> • Pictures and phonic sounds. • Writing of 2/3 letter words with the vowel 'e' • Picture Comprehension 'e' vowel. • Reading Comprehension 'e' vowel • Toughy turtle 	<p>Activity: The children will be given flashcards with alphabets and will be encouraged to construct common three-letter words like a pet, ten, fed, peg, etc.</p> <p>Learning Objectives: To be able to develop proper vocabulary and language skills with the help of phonics and two and three-letter words.</p>	<p>WORD FAMILY MATS</p> <p>Word family picture mats and accompanying word cards will help your child gain confidence reading words in short 'e' vowel word families.</p> <p>Create mats with pictures and word cards for short 'e' vowel families. Print, laminate, and attach Velcro dots to the pictures and cards. Have your child match the word cards to the pictures and read them aloud. This fun activity builds vocabulary and reading confidence..</p> <p>Simple sentences with the two/three-letter words of vowels "e" should be spoken & couraged at home</p>



Mathematics



- Skip Counting
- Writing of Numbers (21-30)
- Number After
- Number Between
- Count & Write
- Larger Number/ Smaller Number
- Put Signs(=, <,>)



Activity:

Number Game

Learning Objective:

Able to read and write numbers from 1-30 in sequence.

Activity:

Concepts like more or less < , > or = will be done with the help of flashcards & real objects.

Learning Objective:

Compare & evaluate the no. value
Understand the concept of greater than, lesser than & = to sign.



Encourage your children to repeat numbers 1- 30 every week. Spend half an hour every day developing numeracy concepts. Revise the work done earlier to strengthen concepts.

Show your ward how numbers & counting apply to everyday life. For example, have your child help you measure ingredients for a recipe by measuring and counting the number of cups or spoons full. Talk about how things or amounts are more, less, bigger and smaller, and be sure to praise his/her efforts.

EVS



- Good Manners/ Good Habits.
- People who help us

 Policeman Keeps us Safe.	 Nurse Helps us feel better.	 Teacher Helps us learn.	 Veterinarian Heals our pets.
 Firefighter Protects us from danger.	 Dentist Keeps our teeth healthy.	 Doctor Heals our bodies.	 Farmer Grows our food.
 Construction Worker Builds houses & buildings.	 Crossing Guard Helps kids cross the street.	 Mailman Delivers our mail.	 Librarian Helps us find great books.

Activity:

PPT/ flash cards/ discussions

Learning objective

To recognize the importance of having those people in our life.

Associate the tools used by each community helper.

Activity:

The teacher will explain & discuss the good manners and Habits.



Learning objectives:

To understand, demonstrate, and appreciate the importance of good manners and habits in various social contexts.


Talk to your child about the people who help us in various ways & encourage them to respect each profession. This will enable your ward to know the importance of different people's roles in leading a healthy life.

Create a weekly chart that lists different good manners (e.g., saying "please," "thank you,"). Each time your child uses one of these manners, have them put a sticker/star on the chart. At the end of the week, review the chart together and praise their good behavior. Offer a small reward, such as choosing a fun activity or a favorite snack, for reaching a certain number of stickers. This visual reinforcement encourages consistent use of good manners and habits.



<p>Hindi</p> 	<ul style="list-style-type: none"> • Oral • Recognition of pictures related to swar ओ, औ, अं, अः 	<p>Activity: Simple songs & informal conversation.</p> <p>Learning Objective: To familiarize the children with the Hindi language.</p> <p>Association of the letter with the correct word.</p>	<p>Parents are expected to encourage children to identify the letters and relate to the objects.</p> 
---	--	--	--

ACTIVITIES SCHEDULED FOR THE MONTH (KG-1)

Date	Theme	Activity
<p>5th June, 2024</p>	<p>World Environment Day Celebration</p> 	<p>KG-1 The students of KG1 will create a diorama representing a healthy forest or grassland.</p> <p>Home Activity: Parents can instill a love for the environment in their kids by reusing pet bottles and planting small saplings in them and making their kids understand the importance of re-using the materials.</p>

06th June 2024

World Ocean Day



KG 1

Students will colour the different types of fish and decorate with craft material to develop awareness about water animals.

Home Activity:

Parents can have a discussion with their ward so that they gain a better understanding of water animals.

13th June 2024

Around the School



KG 1

A walk around the school

Visit & describe about the school infrastructure & to familiarize with the Environment

Home Activity:

Parents to talk to their ward about the different places in school, like the classroom, library, and playground, and what each one is used for and the rules to follow in each area.

20th June 2024

International Yoga Day/ Fathers' Day



KG-1

The students will make a card using art and craft materials for their father.

The students will be involved in doing basic yoga poses with the help of PPT and related video.

Home Activity:

Children should be spoken about the role of a father & the responsibilities he undertakes with the love & support of the family members.

Parents can make it a regular practice to do yoga at home early morning for at least 10 minutes as part of healthy practice.

24th June 2024

Pick & Talk



KG-1

In order to develop self-confidence and speaking skills among students, show and tell activity will be conducted.

Students will have to select a topic from the options provided. They will display concrete objects or flashcards of the related topic and speak a few lines on it.

Home Activity:

Provide an opportunity to your ward to speak about the things they see around in the house or about the visit to Sharjah aquarium.

27th June 2024

TECCEx



KG-1



To foster innovative thinking and encourage a spirit of extended learning, students will showcase their projects in our annual exhibition.

Students will select a topic from provided options and develop their projects accordingly.


Home Activity:

Parents, to encourage their ward to delve into the given topic, allowing them to explore, contemplate, and create their project.

ACTIVITIES SCHEDULED FOR THE MONTH (KG-2)

Date	Theme	Activity
05 th June 2024	<p>World Environment Day Celebration</p> 	<p>KG-2</p> <p>The students of KG2 will make a tree using waste materials like bottle caps. depicting its importance in sustaining life.</p> <p>Home Activity</p> <p>Parents should discuss with children on the vital need of saving the environment. They can guide their ward in little ways to keep the environment clean.</p>
06 th June 2024	<p>World Ocean Day</p> 	<p>KG-2</p> <p>Students will decorate ocean with colorful fishes. to develop awareness about water animals</p> <p>Home Activity</p> <p>Parents should inform their wards about the importance of the ocean & its relevance in our lives. Play the video via the link below and discuss about the importance of saving and protecting the ocean:</p> <p>https://www.youtube.com/watch?v=xFPoIU5iiYQ</p>
20 th June 2024	<p>International Yoga Day/ Fathers' Day</p>	<p>KG-2</p>

		<p>The students will create greeting cards for their fathers using palm printing.</p> <p>The students will be involved in doing basic yoga poses with the help of PPT and related video.</p> <p>Home Activity: Children should be made aware of the role of a father & the responsibilities he undertakes with the love & support of family members.</p> <p>Parents can make it a regular practice to do yoga at home early morning for at least 10 minutes as part of healthy practice.</p>
<p>24th June 2024</p>	<p>Pick & Talk</p> 	<p>KG-2</p> <p>In order to develop self-confidence and speaking skills amongst students, show and tell activity will be conducted. Students will have to select a topic from the options provided. They will display concrete objects or flash cards of the related topic and speak few lines on it.</p> <p>Home Activity: Encourage your ward to pick any object from its surroundings and give relevant information regarding the object selected. Assist them and encourage them while they are trying out the task.</p>
<p>27th June 2024</p>	<p>TECCEx</p>	<p>KG-2</p> <p>To foster innovative thinking and encourage a spirit of extended learning, students will showcase their projects in our annual exhibition. Students will select a topic from provided options and develop their projects accordingly.</p> <p>Home Activity:</p>

	 A photograph showing two young children sitting at a table. They are looking at a project display board that has a blue sign with text on it. The table is covered with various colorful materials and supplies, suggesting a hands-on learning activity.	<p>Parents, to encourage their ward to delve into the given topic, allowing them to explore, contemplate, and create their project.</p>
--	---	---

*We hope that you and your ward get involved and enjoy the new learning experience.
The next update shall be released in the first week of SEPTEMBER 2024.*

