



LEADERS PRIVATE SCHOOL, SHARJAH
KINDEGARTEN DEPARTMENT (KG1 & KG2)

KINDERTINKLE



APRIL
2024

An interactive infocorner



Overview:

“Nothing lights up a child’s brain like play” - Dr. Stuart Brown

Welcome to our Kindergarten family! We're thrilled to embark on this journey together with you and your child through our collaborative learning program.

Our monthly newsletter, Kinder-tinkle, is our way of joining forces with parents to ensure the best for our students. Expect a new edition during the first week of each month, focusing on your child's growth and development through our partnership with you, the parents.

In the upcoming school year of 2024-25, LPS Kindergarten is set to embark on an exciting journey, especially within the Kindergarten Department, where collaboration between our dedicated teachers and the supportive parent community will create an enriching environment for our little learners.

We prioritize the holistic development of our children, focusing not only on their intellectual growth but also their social and emotional well-being. Our team of passionate educators is wholeheartedly devoted to nurturing your child's talents and guiding them towards realizing their full potential.

Together, we aim to provide a nurturing and stimulating educational experience that lays a strong foundation for your child's future success. We are excited to embark on this journey alongside you and your family, as we work hand in hand to create a memorable and rewarding learning experience for our tiny tots at LPS.

Apart from the regular subjects, we strive to impart moral values, etiquette, a sense of aesthetic appreciation, general knowledge, and many more skills through “Morning message”, “Circle time” and “World around us” activities in class. Varied programs are organized to instil national identity amongst the students and make the students aware of the rich and varied culture of the UAE right from an early age.

We encourage you to actively participate in your child's education and engage with the school community. We believe that collaboration between the school and home is vital to your child's academic and personal development. We would be glad if you could send us a few pictures of your ward while doing the home activities which will be displayed on the board in school.


As we begin this new academic year, we are confident that with your support, we can create a learning environment where all students thrive. We look forward to working together to make this school year a success.




Once again, welcome to LPS Kindergarten and we wish you all the very best for the new academic year.

KG TEAM

A Beehive of Exciting Activities

KG-1

Subject	Topic	Related Activities	Home – School Partnership (Talk, Share, Encourage)
<p>English</p> 	<ul style="list-style-type: none"> • Rhymes and doodling • Pattern writing • Pattern writing , _ \, /, c. • Phonetics and picture reading • Toughy turtle 	<p>Activity: Doodling</p> <p>Learning Objective: Writing readiness. Fine motor development. Getting introduced to standing lines/ sleeping lines/slanting & curves.</p>	<p>To develop writing readiness skill encourage your ward to participate in activities that involve grasping and manipulating small objects such as drawing, puzzles, opening containers, threading, or other related tasks like Praise and encouragement when your child engage in fine motor activities, especially if they are persistent when finding the task difficult.</p> <p>Hand and finger strength example scrunching, paper, using tweezers, play dough, pegs).</p> <p>Sensory play activities like sensory play, finger painting, etc assist the development of tactile awareness.</p>

			<p>Hand-eye coordination: Give practice that involves hand-eye coordination (example, throwing and catching) and crossing the mid-line (example, reaching across the body to pick up items).</p> <p>At home provide your ward with opportunities to listen. Ensure that he/she understands what you are saying. Make reading stories to your child, a regular practice. Pause to ask questions to make sure your child is listening to the story. You can even twist the probability of happenings & their outcomes to develop their thinking skills.</p>
<p>Mathematics</p> 	<ul style="list-style-type: none"> Counting of numbers(1-10) Concept of shapes & patterns 	<p>Activity: The teacher will engage students in shape-related activities and games through songs, concrete objects and PPT.</p> <p>Learning Objective:</p> <ul style="list-style-type: none"> Identify the different shapes Name the shapes correctly. 	<p>Go on a treasure hunt with your child around the house or other environment looking for real-life objects that are rectangular, circular, triangular, or square-shaped.</p> <p>Read stories about shapes or watch educational videos about shapes on YouTube</p> <p>Talk about the attributes of each shape and ask questions, 'what do you call a shape that has two long sides and two short sides (length)?' 'Which of the shapes would you say looks like a window or dinner plate'?</p> <p>Extend the learning and talk about corners. 'What is a corner'? Which shape does not have corners?</p>
<p>EVS</p>	<ul style="list-style-type: none"> Myself (My Body) Sense Organ 	<p>Activity: The students will be provided with the picture of a girl and boy which they will colour after identifying their gender.</p>	<p>Observation and Memory Game Collect 5-8 items and set them on a tray. Give your child one minute to observe and then remove items from sight. Test their memory by asking specific questions like "What colour was the marker?"</p> <p>Blind Nature Walk</p>



Students will be shown pictures & made to sing a song on different parts of the body.

Head, shoulder, knees & toes.

Learning Objective:

Development of self-awareness Skills.

Recognition of different parts of the body.




Gather a variety of nature items that your child would be able to walk across, such as sand, leaves, dirt, smooth rocks, and grass. Blindfold your child and lead them across each item, have them describe the texture, and guess what each item is. Flowers (Sight, Touch, Smell)






Provide the children with a variety of flowers to describe, to smell, and to touch.




Given below are the links provided for the topic My Body & Myself: -

- <https://www.youtube.com/watch?v=cEWzUssPF3w>
- https://www.youtube.com/watch?v=gS_Mz3ekkck


KG-2

Subject	Topic	Related Activities	Home – School Partnership (Talk, Share, Encourage)																				
<p>English</p> 	<ul style="list-style-type: none"> • Recap of Aa -Zz. • Sight words • Toughu turtle • Dolch List 1 <table border="1" data-bbox="525 1258 850 1458"> <caption>Dolch List 1</caption> <tr> <td>the</td> <td>I</td> <td>was</td> <td>for</td> </tr> <tr> <td>to</td> <td>you</td> <td>said</td> <td>on</td> </tr> <tr> <td>and</td> <td>it</td> <td>his</td> <td>they</td> </tr> <tr> <td>he</td> <td>of</td> <td>that</td> <td>but</td> </tr> <tr> <td>a</td> <td>in</td> <td>she</td> <td>had</td> </tr> </table>	the	I	was	for	to	you	said	on	and	it	his	they	he	of	that	but	a	in	she	had	<p>Activity:</p> <p>Through PPT & also with the help of alphabet flashcards, children will revise the phonic sounds of all the letters.</p> <p>Games & phonic songs will be conducted in the class for their better understanding.</p> <p>Learning Objective:</p> <p>To recall & identify the alphabets & their phonic sounds</p>	<p>To improve recognition of alphabets you may devise a game of placing alphabet flash cards in a bowl & help your child to pick a letter without looking. Then ask him/her to say the letter.</p> <p>Parents can use letter cards & encourage their ward to place the cards together & form sight words. Follow this up with a guessing game.</p>
the	I	was	for																				
to	you	said	on																				
and	it	his	they																				
he	of	that	but																				
a	in	she	had																				

<p>Mathematics</p> 	<ul style="list-style-type: none"> • Shapes • Pre-number concepts 	<p>Activity: The teacher will engage students in shape-related activities and pre-number concepts through games, songs, PPT and object hunt.</p> <p>Learning Objective: Identify different shapes. Relate the shapes with the environment.</p>	<p>Shape Exploration: Take a 'shape walk' around your house with your parents. Observe and identify different shapes present in your surroundings. Use your imagination to relate everyday objects to various geometric shapes. For example, a clock may be a circle, a door may be a rectangle, and so on. Get creative! Try to create your own objects using different shapes. Build a square with blocks, draw triangles on paper, or use household items to construct shapes.</p> 
<p>EVS</p> 	<ul style="list-style-type: none"> • Myself (MY Body) • My family 	<p>Activity: 'Me'- Introduction by the children.</p> <p>Learning objective: Develop the ability to understand one's self & build self-esteem.</p> <p>Activity: Family Tree Children will be made to paste pictures of family members on the cutout of a tree.</p> <p>Learning objective:</p>	<p>Parents to spend quality time with their ward and engage them in discussion about themselves. Encourage your ward to speak a few lines about themselves. Ask them to tell their likes and dislikes. Make them feel special by giving positive responses.</p> <p>Family Puppet Show: Help students create simple puppets of family members using paper bags, socks, or craft sticks. Then, encourage them to put on a puppet show where they act out scenes from their daily lives with their family members. This activity promotes creativity, storytelling, and imaginative play.</p>

		<p>Identify the concept of family & different roles of family members.</p> 	
<p>Hindi</p> 	<ul style="list-style-type: none"> • Oral • Recognition of pictures related to swara – a and aa. 	<p>Activity: Simple songs & informal conversation.</p> <p>Learning Objective: To familiarize the children with the Hindi language.</p> <p>Association of the letter with the correct word.</p>	<p>Parents are expected to encourage children to identify the letters.</p> 

ACTIVITIES SCHEDULED FOR THE MONTH (KG-1)

Date	Theme	Activity
18 th April 2024	<p>Fun with Strokes</p> 	<p>KG-1 Opportunity will be provided to the students to recreate different strokes</p> <p>Home Activity: For the development of fine motor skills and hand strength, it is important that we prepare the hands of our kids to get a better hold of the pencil grip way before they start writing. Allow students to explore various hands-on materials and sensory tracing activities as given alongside to strengthen their fine motor skills.</p>
22 nd – 25 th April 2024	<p>Motor Development Week</p>	<p>KG-1 Throughout the week, a diverse range of activities aimed at enhancing students' fine and gross motor skills will be offered. These activities include bead threading, lacing exercises, dough rolling, jumping, and ball games.</p> <p>Home Activity:</p>

		<p>Give kids playdough and tools like rolling pins, cookie cutters, and plastic knives. They can shape, roll, and mold the dough to make different things, which helps strengthen their hands and improve coordination.</p>
<p>29th April 2024</p>	<p>Earth Day</p> 	<p>KG 1</p> <p>Awareness will be raised amongst students regarding the Earth Day celebration followed by the making of a headband using reusable material.</p> <p>Home Activity:</p> <p>Children should be made aware of the importance of conserving natural resources, switching off lights when not in use & the need to save water.</p>
<p>29th April to May 2nd, 2024</p>	<p>Sensorial Week</p> 	<p>KG-1</p> <p>The teacher will hold a structural conversation about each sense organ in the class. Children will be exposed to various hands-on activities in order to gain a better understanding of their sense organs.</p> <p>Home Activity:</p> <p>Exposing children to sensory play helps them develop and refine the use of their senses. Involve the students in the taste test activity.</p> <p>To create a taste test, ask your child to close their eyes or blindfold them and offer them different fruits that they enjoy. As they taste each fruit, have them do their best to guess what they're tasting!</p> 

ACTIVITIES SCHEDULED FOR THE MONTH (KG-2)

Date	Theme	Activity
22 nd April 2024	<p style="text-align: center;">Fun with Phonics</p> 	<p>KG-2 PPT will be shown to enrich their phonics. The students will play phonic games and identify phonic sounds with its associated letters.</p> <p>Home Activity: Mix and Match word game: Label paper cups with different letters. Then allow the students to recognize the letters and say its phonics sound followed by mixing and matching to create words.</p> 
22 nd April to 25 th April, 2024	<p style="text-align: center;">Sensorial Week</p> 	<p>KG-2 The teacher will facilitate meaningful discussions about each sense organ, exploring its structure and function. Engaging activities will be conducted to enhance understanding and appreciation of the senses.</p> <p>Home Activity: Blindfolded Sound Guessing Game: Blindfold your ward and play different sounds for them to guess. Use household items like a ticking clock, running water, or musical instruments. Discuss the sounds and where they come from to enhance auditory awareness.</p>
29 th April 2024	<p style="text-align: center;">Earth Day</p>	<p>KG-2 Students will do the art/craft activity on the Earth cut out and stick on paper plate to make a flower.</p> <p>Home Activity</p>



Help children realize how important it is to take care of the environment. It is never too early to start teaching children the importance of keeping our planet clean and learning how to reduce, reuse, and recycle, with a little guidance and supervision.

*We hope that you and your ward get involved in and enjoy the new learning experience.
The next update shall be released in the first week of May 2024.*

