

LEADERS PRIVATE SCHOOL, SHARJAH
KINDERGARTEN DEPARTMENT [KG1 & KG2]

KINDERTINKLE



APRIL
2023



An Interactive Infocorner



Overview:

“Children learn as they play. Most importantly, in play, children learn how to learn.” ~ O. Fred Donaldson

The Kindergarten department heartily welcomes you to the parent and child collaborative learning program, in which we use this monthly newsletter to work with parents for the betterment of the students.

Kinder-tinkle is published during the first week of each month and concentrates on the students' overall development through parent-teacher collaboration.

The year 2022-23 will witness to be an exciting year at LPS, with the Kindergarten Department and the parent community working together to bring about the best learning opportunities for our tiny tots.

We are committed to offering a well-rounded education for your child's intellectual, social, and emotional development. Our dedicated teachers and staff are enthusiastic about their jobs and committed to assisting your child in reaching their maximum potential.

Apart from the regular subjects, we strive to impart moral values, etiquette, a sense of aesthetic appreciation, general knowledge, and many more skills through “Morning message”, “Circle time” and “World around us” activities in class.

Varied programs are organized to instil national identity amongst the students and make the students aware of the rich and varied culture of the UAE right from an early age.

We encourage you to actively participate in your child's education and engage with the school community. We believe that collaboration between the school and home is vital to your child's academic and personal development. We would be glad if you could send us a few pictures of your ward while doing the home activities which will be displayed on the board in school.



As we begin this new academic year, we are confident that with your support, we can create a learning environment where all students thrive. We look forward to working together to make this school year a success.




Once again, welcome to LPS Kindergarten and we wish you all the very best for the new academic year.

KG TEAM

A Beehive of Exciting Activities

KG-1

Subject	Topic	Related Activities	Home – School Partnership (Talk, Share, Encourage)
<p>English</p>  <ul style="list-style-type: none"> • Rhymes and doodling • Pattern writing • Pattern writing , _ \, /, c. • Phonetics and picture reading • Toughy turtle 		<p>Activity: Doodling</p> <p>Learning Objective: Writing readiness. Fine motor development. Getting introduced to standing lines/ sleeping lines/slanting & curves.</p> 	<p>To develop writing readiness skill encourage your ward to participate in activities that involve grasping and manipulating small objects such as drawing, puzzles, opening containers, threading, or other related tasks like Praise and encouragement when your child engage in fine motor activities, especially if they are persistent when finding the task difficult.</p> <p>Hand and finger strength example scrunching, paper, using tweezers, play dough, pegs).</p> <p>Sensory play activities like sensory play, finger painting, etc assist the development of tactile awareness.</p> <p>Hand-eye coordination: Give practice that involves hand-eye coordination (example, throwing and catching) and crossing the mid-line (example, reaching across the body to pick up items).</p> <p>At home provide your ward with opportunities to listen. Ensure that he/she understands what you are saying. Make reading stories to your child, a regular practice. Pause to ask questions to make sure your child is listening to the story. You can even twist the probability of happenings & their outcomes to develop their thinking skills.</p>
<p>Mathematics</p>	<ul style="list-style-type: none"> • Counting of numbers(1-10) 	<p>Activity:</p>	<p>Go on a treasure hunt with your child around the house or other environment looking for real-life</p>


	<ul style="list-style-type: none"> • Concept of shapes & patterns 	<p>The teacher will engage students in shape-related activities and games through songs, concrete objects and PPT.</p> <p>Learning Objective:</p> <ul style="list-style-type: none"> • Identify the different shapes • Name the shapes correctly. 	<p>objects that are rectangular, circular, triangular, or square-shaped.</p> <p>Read stories about shapes or watch educational videos about shapes on YouTube</p> <p>Talk about the attributes of each shape and ask questions, 'what do you call a shape that has two long sides and two short sides (length)?' 'Which of the shapes would you say looks like a window or dinner plate'?</p> <p>Extend the learning and talk about corners. 'What is a corner'? Which shape does not have corners?</p> <p>Given below are the links provided for the topic Shapes: -</p> <p>https://www.youtube.com/watch?v=AnoNb2OMQ6s</p>
<p>EVS</p>	<ul style="list-style-type: none"> • Myself (My Body) • Sense Organ 	<p>Activity:</p> <p>The students will be provided with the picture of a girl and boy which they will colour after identifying their gender.</p> <p>Students will be shown pictures & made to sing a song on different parts of the body. Head, shoulder, knees & toes.</p> <p>Learning Objective:</p> <p>Development of self-awareness Skills. Recognition of different parts of the body.</p>	<p>Observation and Memory Game</p> <p>Collect 10-15 items and set them on a tray. Give your child one minute to observe and then remove items from sight. Test their memory by asking specific questions like "What color was the marker?"</p> <p>Blind Nature Walk</p> <p>Gather a variety of nature items that your child would be able to walk across, such as sand, leaves, dirt, smooth rocks, and grass. Blindfold your child and lead them across each item, have them describe the texture, and guess what each item is. Flowers (Sight, Touch, Smell)</p> <p>Provide the children with a variety of flowers to describe, to smell, and to touch.</p> <p>Given below are the links provided for the topic My Body & Myself: -</p>


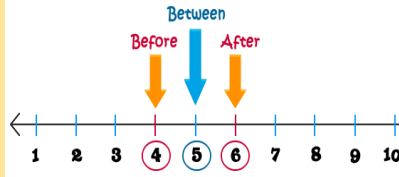



Parts of the body






<https://www.youtube.com/watch?v=cEWzUssPF3w>
https://www.youtube.com/watch?v=gS_Mz3ekkck




KG-2

Subject	Topic	Related Activities	Home – School Partnership (Talk, Share, Encourage)																				
<p>English</p> 	<ul style="list-style-type: none"> Recap of Aa -Zz. Sight words Toughy turtle <table border="1" data-bbox="520 1016 850 1263"> <caption>Dolch List 1</caption> <tr> <td>the</td> <td>I</td> <td>was</td> <td>for</td> </tr> <tr> <td>to</td> <td>you</td> <td>said</td> <td>on</td> </tr> <tr> <td>and</td> <td>it</td> <td>his</td> <td>they</td> </tr> <tr> <td>he</td> <td>of</td> <td>that</td> <td>but</td> </tr> <tr> <td>a</td> <td>in</td> <td>she</td> <td>had</td> </tr> </table>	the	I	was	for	to	you	said	on	and	it	his	they	he	of	that	but	a	in	she	had	<p>Activity: Through PPT & also with the help of alphabet flash cards children will revise the phonic sounds of all the letters. Games & phonic songs will be conducted in the class for their better understanding.</p> <p>Learning Objective: To recall & identify the alphabets & their phonic sounds.</p>	<p>To improve recognition of alphabets you may devise a game of placing alphabet flash cards in a bowl & help your child to pick a letter without looking. Then ask him/her to say the letter.</p> <p>Parents can use letter cards & encourage their ward to place the cards together & form sight words. Follow this up with a guessing game.</p>
the	I	was	for																				
to	you	said	on																				
and	it	his	they																				
he	of	that	but																				
a	in	she	had																				

<p>Mathematics</p> 	<ul style="list-style-type: none"> • Shapes • Writing of numbers 1-20 • Missing numbers • Number after • Number between • Ring the larger/ smaller number 	<p>Activity: Teacher will engage students in shape related activities and games through songs, concrete objects and PPT.</p> <p>Learning Objective: Identify different shapes. Relate the shapes with the environment. Understands that each and every object have shapes.</p>	<p>Parents can take their ward for a “ shape walk” inside the house. Let them observe the different things around them and relate it to various shapes.</p>  <p>Help your ward to understand larger numbers in comparison to smaller numbers through playful activities like showing 2 number flash card & asking the child to pick the larger or smaller number.</p> <p>Given below are the links provided for the topic Shapes:-</p> <p>https://www.youtube.com/watch?v=0B6Ge0FzHGO</p>
<p>EVS</p> 	<ul style="list-style-type: none"> • Myself (MY Body) • My family • My home 	<p>Activity: ‘Me’- Introduction by the children.</p> <p>Learning objective: Develop the ability to understand one’s self & build self-esteem.</p> <p>Activity: Family Tree Children will be made to paste pictures of family members on the cut out of a tree.</p>	<p>Parents to spend quality time with their ward and engage them in discussion about themselves. Encourage your ward to speak a few lines about themselves. Ask them to tell their likes and dislikes. Make them feel special by giving positive responses.</p> <p>Let your child explore their body parts in an interesting way by playing dumb charades with them. Parent can enact the different uses of different body parts and let your child guess it.</p>

		<p><u>Learning objective:</u> Identify the concept of family & different roles of family members.</p>	<p>The same thinking can be repeated by giving opportunity to your ward to enact it out while you guess the correct body part.</p> <p>Parents are encouraged to take their ward for family trips and get them introduced to their cousins, aunts and uncles.</p> <p>Parents can show the various types of houses (apartment, villas etc.) through videos/pictures. Motivate them to decorate their room and keep it neat and tidy.</p>
<p>Hindi</p> 	<ul style="list-style-type: none"> • Oral • Recognition of pictures related to swara – a and aa. 	<p><u>Activity:</u> Simple songs & informal conversation.</p> <p><u>Learning Objective:</u> To familiarize the children with the Hindi language.</p> <p>Association of the letter with the correct word.</p>	<p>Parents are expected to encourage children to identify the letters.</p> 

ACTIVITIES SCHEDULED FOR THE MONTH (KG-1)

Date	Theme	Activity
18 th April 2023	<p style="text-align: center;">Fun with Strokes</p> 	<p>KG-1 Opportunity will be provided to the students to recreate different strokes Home Activity: For the development of fine motor skills and hand strength, it is important that we prepare the hands of our kids to get a better hold of the pencil grip way before they start writing. Allow students to explore various hands-on materials and sensory tracing activities as given alongside to strengthen their fine motor skills.</p>
17 th – 19 th April 2023	<p style="text-align: center;">Motor Development Week</p> 	<p>KG-1 Various activities in order to develop the Fine and gross motor skills of the students like beading, lacing activity, rolling dough, jumping, ball play etc will be conducted throughout the week. Home Activity: Encourage your child's creativity through play dough, napkin folding, doodling and allow them to talk about their experience to you as they explore different things.</p>
24 th April 2023	<p style="text-align: center;">Earth Day</p> 	<p>KG 1 Awareness will be raised amongst students regarding the Earth Day celebration followed by the making of a headband using reusable material. Home Activity: Children should be made aware of the importance of conserving natural resources, switching off lights when not in use & the need to save water.</p>

24th to 27th
April 2023

Sensorial Week



KG-1

The teacher will hold a structural conversation about each sense organ in the class. Children will be exposed to various hands-on activities in order to gain a better understanding of their sense organs.


Home Activity:




Exposing children to sensory play helps them develop and refine the use of their senses. Involve the students in the taste test activity.

To create a taste test, ask your child to close their eyes or blindfold them and offer them different fruits that they enjoy. As they taste each fruit, have them do their best to guess what they're tasting!



ACTIVITIES SCHEDULED FOR THE MONTH (KG-2)

Date	Theme	Activity
18 th April 2023	Fun with Phonics 	KG-1 PPT will be shown to enrich their phonics. The students will play phonic games and identification of phonic sound with its associated letter. Home Activity: Mix and Match word game: Label paper cups with different letters. Then allow the students to recognize the letters and say its phonic sound followed by mixing and matching to create words.

		
<p>17th April to 19th April, 2023</p>	<p>Sensorial Week</p> 	<p>KG-2</p> <p>Teacher will hold structural conversation about each sense organ. One activity for each sense (sweet & sour for taste, smelling of perfumes for smell, blindfolded “ catch the thief” for sight, lowering & increasing the volume for hearing) will be conducted in the class.</p> <p>Home Activity: Exposing children to sensory play helps them develop and refine the use of senses. While being together during eating time, help children to taste and relish sweet and sour foods.</p>
<p>24th April 2023</p>	<p>Earth Day</p> 	<p>KG-2</p> <p>Students will do the art/craft activity on the Earth cut out and stick on paper plate to make a flower.</p> <p>Home Activity Help children realize how important it is to take care of the environment. It is never too early to start teaching children the importance of keeping our planet clean and learning how to reduce, reuse, and recycle, with a little guidance and supervision.</p>

*We hope that you and your ward get involved in and enjoy the new learning experience.
The next update shall be released in the first week of May 2023.*

