

**LEADERS PRIVATE SCHOOL, SHARJAH**  
**KINDERGARTEN DEPARTMENT [ KG1 & KG2 ]**

# **KINDERTINKLE**



**SEPT**  
**2023**



*An Interactive Infocorner*



## Overview:

### "The Essence of Excellence: Cultivating that Extra Mile"

Warm greetings to the esteemed members of the LPS Kindergarten community! We extend a heartfelt welcome to our beloved students and parents following a well-deserved and rejuvenating summer hiatus. We trust that our little ones enjoyed a restful Summer Break and we share in their enthusiasm to embark on this new chapter as they return to school, brimming with energy and wellness.

We are focussed on moving our students to the next level of achievement with an emphasis on the learning environment being more engaging, creating relevant experiences and increasing rigour through age-appropriate activities.

Our students will witness yet another enriching and fun-filled learning experience through various exciting activities lined up for them. We hope that the students have enjoyed and gained learning experiences through their holiday homework. As usual, we will work towards developing the self-esteem of our young students through circle time activities, reading activities and morning messages, while their worldly knowledge will broaden through World Around Us activities.

Parents, we kindly ask you to help your children practice the rhymes from their syllabus at home. This will reinforce their learning and make it consistent between school and home.

We believe that every child can learn, but each child is unique. Our job is to support them in the best way possible so they can not only meet goals but also shine in their own way.








We're excited to work with you, parents, to give your child an outstanding education. We're looking forward to partnering with you to help your child learn and grow.

Thank you for your support in nurturing our students.  
"Together, we can make a big difference!"

**KG TEAM**

# A Beehive of Exciting Activities

## KG-1

Subject	Topic	Related Activities	Home – School Partnership (Talk, Share, Encourage)
<p><b>English</b></p> 	<ul style="list-style-type: none"> <li>• Fun with phonics</li> <li>• Phonetic and Picture reading</li> <li>• Sight Words</li> <li>• Writing letters: Gg, Hh, Ii, Jj</li> </ul> 	<p><b>Activity:</b> Letter games with the help of flashcards &amp; hands-on activities.</p> <p><b>Learning Objective:</b></p> <ul style="list-style-type: none"> <li>• Discovering the Alphabet's Sounds: Gg, Hh, Ii, Jj</li> <li>• Mastering Letter Formation: Gg, Hh, Ii, Jj and their Visual Associations</li> </ul> 	<p>Parents can imbibe amongst their children the Importance of being Good, Giving, Greeting, Gifting and welcoming Guests at home. By seamlessly integrating these values into their everyday routines, parents can effectively nurture these qualities within their children.</p> <p><b>Jelly Science Experiment:</b> Create a simple jelly science experiment by discussing how jelly turns from a liquid to a solid. Show them the transformation process as you make jelly together.</p> 
<p><b>Mathematics</b></p> 	<ul style="list-style-type: none"> <li>• Counting Numbers (1-10)</li> <li>• Pre-number Concept</li> <li>• How many?</li> <li>• Concept of 'After' and 'Before'</li> <li>• Writing Numbers: 5, 6, 7 &amp; 8</li> </ul>	<p><b>Activity:</b> Introduction of numbers 5, 6, 7 &amp; 8 with the help of flash cards &amp; concrete materials</p> <p><b>Learning Objective:</b> To identify the numbers. To understand the quantitative value of numbers.</p> 	<p>Have the children to look around and count objects as they see around the house or whenever you step outdoors, take up counting outdoors too. This makes learning interesting.</p> <p><b>Outdoor Chalk Game:</b> Draw a large number line with numbers missing. Have your child fill in the missing numbers in sequence, including the numbers that come after.</p> 

## EVS

- Plants & Trees
- Flowers
- Fruits
- Vegetables



### **Activity:**

- Identification and sorting
- Fruit and vegetable printing
- Fruit salad activity

### **Learning Objective:**

To be able to identify and name the commonly found flowers.

### **Activity:**

- Blindfold activity for texture play and recognition

### **Learning objective**

To be able to feel the texture and recognize the features of fruits/vegetables and name them.

### **Activity:**

The teacher will explain & discuss trees & their importance.

### **Learning objectives:**

Identification of commonly found trees and plants.

To be able to differentiate between plants and trees


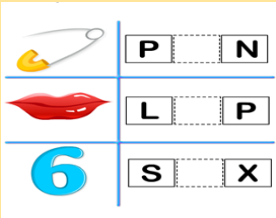

Parents can accompany their child to a park or the Miracle Garden, guiding them in recognizing different types of flowers and understanding their unique characteristics.





While grocery shopping, parents can display a variety of fruits and vegetables to their child, highlighting the assortment of colors within the same type of produce.

Encourage your ward to eat a wide variety of fruits and vegetables in an array of colors as they have different health benefits. The younger they learn about 'eating a rainbow', the healthier they'll be in the long run.









## KG-2

Subject	Topic	Related Activities	Home – School Partnership (Talk, Share, Encourage)
<p><b>English</b></p> 	<ul style="list-style-type: none"> <li>• Pictures and phonic sounds.</li> <li>• Writing of 2/3 letter words with the vowel 'i'</li> <li>• Toughy turtle</li> </ul> 	<p><b>Activity:</b> The children will be given flash cards with alphabets and will be encouraged to construct common three letter words like pit, tin, fin, lip etc.</p> <p><b>Learning Objectives:</b> To be able to develop proper vocabulary and language skills with the help of phonics and two and three-letter words.</p>	<p>At home, it's beneficial to encourage the use of basic sentences containing short two or three-letter vowel words like "i."</p> <p>Choose a few sight words and ask your child to use magnetic letters to build the words. As your child is finding the letters, ask him/her to say the word. After they've built the word with magnetic letters, he/she can write the word on paper, or try to use it in a sentence.</p> <p><b>Sight Word Memory:</b> Write each sight word on two separate index cards. Place them face down and play a memory-matching game where your child tries to find pairs of the same word.</p>
<p><b>Mathematics</b></p> 	<ul style="list-style-type: none"> <li>• Oral Drilling of Numbers (1-40)</li> <li>• Introduction of Numbers (30-40)</li> <li>• Matching</li> <li>• Missing Numbers</li> <li>• Number After/Between</li> <li>• Larger /Smaller Numbers (Signs <math>&lt;</math> &amp; <math>=</math>)</li> <li>• Time</li> </ul>	<p><b>Activity:</b> Sequencing activities with the help of Flashcards</p> <p><b>Learning Objective:</b> Able to read and write numbers from 1-40 in sequence. To understand sequential counting. To be able to count and place the numbers in forward and backward order. Able to count the no. of objects and match it to the numbers.</p>	<p>Encourage your child to repeat numbers 1- 40 every week. Spend half an hour every day on developing numeracy concepts. Revise the work done earlier to strengthen concepts.</p> <p>Make missing number clip sticks for your kids to work on number skills and fine motor skills too! These sticks are fun to use and you can adapt this idea to the age and skills of your ward. These missing number clip sticks can be used for counting on or skip counting practice. Fine motor skills are also developed with the opening and closing of the peg.</p>

<p><b>EVS</b></p> 	<ul style="list-style-type: none"> <li>• Fruits &amp;Vegetables</li> <li>• Living &amp; Non-Living things</li> <li>• Festivals</li> </ul> 	<p><b>Activity:</b> The teacher will engage students in songs, games, creative activities and informal conversations</p> <p><b>Learning objective:</b> Identify and classify fruits and vegetables.</p> <p>Differentiate between fruits and vegetables.</p> <p><b>Activity:</b> The teacher will do a fun quiz on living and nonliving things, by asking the names of living and nonliving things, In random such as birds, babies, dolls and so on. Children need to raise hands for every living thing.</p> <p><b>Learning objective:</b> Understanding the difference between living and nonliving things</p>	<p>Discuss about the tastes (sweet &amp; sour) of different fruits by name. Emphasize on the importance of eating fruits.</p> <p>Show your ward different fruits and vegetables and tell to match them with the picture cards. Plan a fruit salad day at home (can be repeated for vegetables). Talk to them on unhealthy eating habits and its relation to health.</p> <p><b>Role-Play Activity:</b> Pretend to be living and non-living things around the house. Your child can take turns acting as various objects and deciding if they are living or not.</p>
<p><b>Hindi</b></p> 	<ul style="list-style-type: none"> <li>• Oral</li> <li>• Recognition of pictures related to vyanjan क,ख,ग,घ,ङ,च,छ</li> </ul>	<p><b>Activity:</b> Simple songs &amp; informal conversation.</p> <p><b>Learning Objective:</b> To familiarize the children with the Hindi language.</p> <p>Association of the letter with the correct word.</p>	<p>Parents are expected to encourage children to identify the letters.</p> 

# ACTIVITIES SCHEDULED FOR THE MONTH (KG-1)





Date	Theme	Activity
<p>5<sup>th</sup> September, 2023</p>	<p>Teacher's Day</p> 	<p><b>KG-1</b> The students will create an art work for their teacher. <b>Home Activity:</b> Parents should discuss with the children the importance of a teacher and the role of a teacher in their life.</p>
<p>11<sup>th</sup> September 2023</p>	<p>Grandparent's Day</p> 	<p><b>KG 1</b> The students will do craft work on the cutout of their handprint and gift it to their grandparents and wish them on this special day <b>Home Activity:</b> Who are grandparents &amp; what we can do to keep them happy whether they are near or far? Make a phone call to those who are far away, to wish them on this special day.</p>
<p>13<sup>th</sup> September, 2023</p>	<p>TECCEx</p> 	<p><b>KG-1</b> Children will Exhibit projects or charts under the theme "Eco Warriors" and speak a few sentences based on their project. <b>Home Activity:</b> Discuss with your ward about the various exhibits seen in class and take their views as to which one they liked the most and why.</p>
<p>18<sup>th</sup> to 21<sup>st</sup> September, 2023</p>	<p>Safety Week</p> 	<p><b>KG-1</b> Various activities will be conducted throughout the week, focusing on safety at various places connecting to real-life situations. <b>Home Activity:</b> Emergency Contact Practice: Teach kids about emergency numbers and contacts. Have them practice pretending to call for help on toy phones or by drawing a phone on paper.</p>

<p><b>21<sup>st</sup> September 2023</b></p>	<p><b>International Peace Day</b></p> 	<p><b>KG-1</b> To develop an awareness about peace and harmony, students will do an activity on a dove cut out using cotton.</p> <p><b>Home Activity:</b> Kindness Cards: Help your child make small cards with kind messages or drawings. They can give these cards to family members or friends as a gesture of peace and friendship.</p>
<p><b>28<sup>th</sup>September, 2023</b></p>		<p><b>KG-1</b> Students will do an activity on the heart cutout by using art and craft materials.</p> <p><b>Home Activity:</b> <b>Heart Art:</b> Provide your child with coloured paper, markers, and craft supplies. Let them create heart-themed artwork expressing their love for a healthy heart.</p>

## ACTIVITIES SCHEDULED FOR THE MONTH (KG-2)

Date	Theme	Activity
<p><b>5<sup>th</sup> September, 2023</b></p>	<p><b>Teacher's Day</b></p> 	<p><b>KG-2</b> The students will make cards for their teacher by using art and craft materials.</p> <p><b>Home Activity:</b> Parents should discuss with their children that Teachers' Day is celebrated to appreciate and honor teachers for their contribution to society as well as imparting knowledge.</p>
<p><b>11<sup>th</sup>September, 2023</b></p>	<p><b>Grandparent's Day</b></p> 	<p><b>KG-2</b> The students will create an artwork using various art/craft materials to gift it to their grandparents.</p> <p><b>Home Activity</b> Guide &amp; assist your ward on best qualities they need to have to love &amp; care their Grandparents.</p>



<p><b>13<sup>th</sup> September, 2023</b></p>	<p><b>TECCEX</b></p> 	<p><b>KG-2</b> Will Exhibit projects or charts under the theme tech buddies and speak a few sentences based on their project <b>Home Activity:</b> Students are to be made aware of the harmful effect of misusing the gadget on one's health and mind through interactive discussion, allowing the child to put forward their viewpoint</p>
<p><b>14<sup>th</sup>September, 2023</b></p>	<p><b>Hindi Divas</b></p> 	<p><b>KG-2</b> On the occasion of Hindi Divas, students will sing Hindi rhymes and songs. They will create a swar tree with art/craft materials. <b>Home Activity:</b> Hindi Storytime: Read or listen to Hindi children's stories or folktales. Discuss the stories and characters in Hindi to enhance language learning.</p>
<p><b>18<sup>th</sup> to 21<sup>st</sup> September, 2023</b></p>	<p><b>Safety week</b></p> 	<p><b>KG-2</b> Various activities will be conducted throughout the week, focusing on safety at various places connecting to real-life situations. <b>Home Activity:</b> Parents to reinforce the same. Have regular conversations with your child to enhance the safety rules while at school and elsewhere.</p>
<p><b>21<sup>st</sup> September 2023</b></p>	<p><b>International Peace Day</b></p> 	<p><b>KG-2</b> To develop an awareness about peace and harmony, students will do an activity on a dove cut out using cotton. <b>Home Activity:</b> <b>Peaceful Storytime:</b> Read books that emphasize themes of peace, kindness, and cooperation. Discuss the messages of the stories with your child.</p>
<p><b>28<sup>th</sup>September, 2023</b></p>	<p><b>World Heart Day</b></p> 	<p><b>KG-2</b> Students will do an activity on heart cutouts by using art and craft materials. <b>Home Activity:</b> <b>Heart-Healthy Snack Creations:</b> Have a fun and nutritious cooking activity where kids can create heart-shaped snacks using fruits like strawberries, watermelon, or apples.</p>

*We hope that you and your ward get involved in and enjoy the new learning experience.  
The next update shall be released in the first week of OCTOBER 2023.*

