



LEADERS PRIVATE SCHOOL, SHARJAH
KINDEGARTEN DEPARTMENT (KG1 & KG2)

KINDERTINKLE



OCTOBER
2023

An interactive infocorner



Overview:

“When educating the minds of our youth, we must not forget to educate their hearts” – Dalai Lama

We believe that a child's readiness in social, emotional, and behavioural aspects far outweighs what is conventionally considered academic readiness. Our primary aim is to instil values such as empathy, responsibility, kindness, sharing, and caring within our students. These moral values are seamlessly woven into our daily classroom activities, fostering personal growth and development.

As we embark on the activities planned for the month of October, we are excited to take a significant step towards nurturing well-rounded individuals. Our upcoming events, including the celebration of Gandhi Jayanti, World Food Day, World Mental Health Day and UN provide valuable opportunities for our students to engage with global issues and cultivate a sense of responsibility towards the world around them.

We firmly believe that the collaborative efforts of both parents and teachers are instrumental in shaping not only the academic success of our children but also their social and emotional growth. We invite you to join us in this journey, as we work together to provide your child with a holistic and exceptional education.



We eagerly anticipate your support and partnership in fostering the development of our students.

KG TEAM

A Beehive of Exciting Activities

KG-1

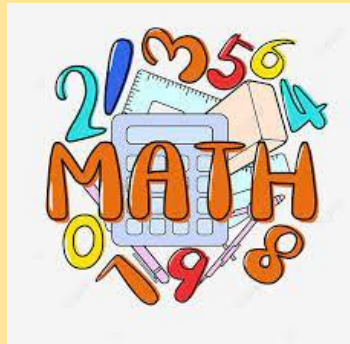
Subject	Topic	Related Activities	Home – School Partnership (Talk, Share, Encourage)
<p>English</p>  	<ul style="list-style-type: none"> • Phonetics. • Picture Reading. • The Toughy Turtle • Writing Letter: Kk, Ll, Mm, Nn. • Alphabet Exercises • Sight words 	<p>Activity:</p> <p>Letter games and activities related to the letters with the help of flash cards & PPT will be conducted.</p> <p>Learning Objective:</p> <p>Writing readiness. Fine motor development. Identify letter Kk, Ll, Mm, Nn & their phonic sounds Write letters Kk, Ll, Mm, Nn in proper formation and relate to corresponding pictures.</p> 	<p>Give opportunities to your ward to talk and express themselves in English in natural surroundings. Provide opportunities to your ward so that they can recall the situation and answer appropriately in complete sentence. (Tell a story and ask questions).</p> <p><u>KITE MAKING</u></p> <p>Parents are encouraged to provide their children with diamond-shaped paper and guide them in creating a personalized kite by attaching yarn. Parents can further inspire their children to unleash their creativity in decorating the kite. Additionally, parents can suggest a fun activity of creating unique stamps using key.</p>  <p><u>MAGIC MILK ACTIVITY:</u></p>



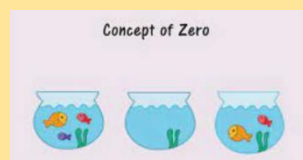
Parents can Pour a small amount of milk in a plate, put a few drops of different food colours or different paint colours with water. Provide the child with a cotton bud that has been dipped in dish wash soap. Thereafter ask the child to put the cotton bud right into the middle of the plate that has the milk and colours in it. **NOW SEE THE MAGIC UNFURL!!!**



Mathematics



- Recognition & Counting Numbers (1 -10)
- Writing Number: 9, 10
- Concept of number 0
- Concept of tens and ones
- Concept of How Many?
- Concept of Bigger numbers and smaller numbers.
- Concept of missing number.
- Concept of number before



Activity:

Introduction of numbers 9 & 10 with the help of flash cards & concrete objects.

Learning Objective:

To identify the numbers.

To understand the quantitative value of numbers.

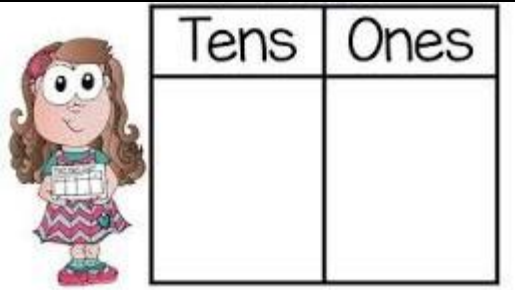


Number Puzzles: Create simple number puzzles by writing numbers on index cards and then cutting them in half. Mix up the pieces and ask your child to match the number that comes before to its corresponding number.




TENS AND ONES

To re-enforce the concept of tens and ones and make your child understand the number value, assist your ward in stamp activity by making proper columns of tens and ones



EVS

- Animal Kingdom



Activity:
Teacher will engage students in role play and other activities to identify the animals & birds.

Learning Objectives:
Differentiates between domestic & wild animals. Learns about the eating habits of animals. To identify the specific help that some animals give us in our daily life. To identify & name some birds. To develop Observational skill.





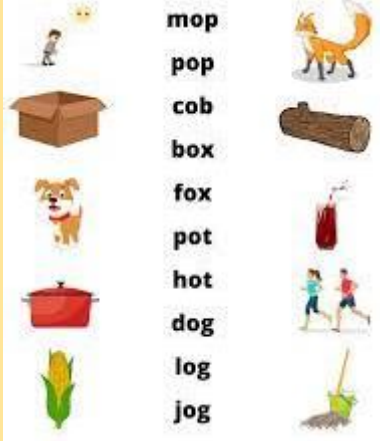
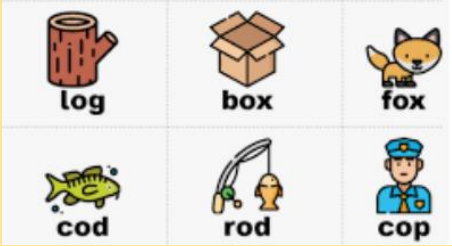

BIRDS/ANIMAL PUPPETS
Parents can help their wards in making animal puppets with the materials available at home. Thereafter parents can ask their ward to say a few things about the animal that they have made. This will help to reinforce the topic and parents can even inculcate more knowledge to their wards about the same topic.



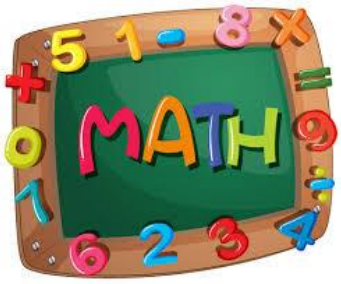
Animal Sorting: Gather a collection of toy animals and have your child sort them into categories (e.g., farm animals, jungle animals, sea animals). This helps with classification skills.



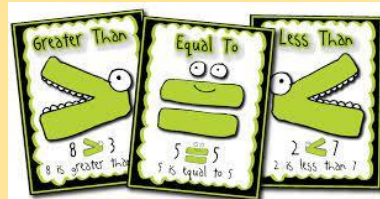
KG-2

Subject	Topic	Related Activities	Home – School Partnership (Talk, Share, Encourage)
<p>English</p>  	<ul style="list-style-type: none"> • Pictures and phonic sounds. • Writing of 2/3 letter words with the vowel 'o'. • Toughy turtle 	<p>Activity: Phonemic manipulation Fun games on vowels. The children will be given flash cards with alphabets and will be encouraged to construct common three-letter words like pot, hot, fox, jog etc.</p> <p>Learning Objective: To be able to develop proper vocabulary and language skills with the help of phonics and two and three letter words.</p> 	<p>Simple sentences with two/three letter words of vowels such as “o” should be spoken and encouraged at home.</p> <p>“O” VOWEL CRAFT Children can make an apple on an A4 size paper. Parents can make small cuts on the two sides (as shown in the picture below).</p>  <p>With the help of popsicle sticks, the children can be asked to make a few words and read them and ask if they know the meaning of those words. Ask your ward to use those words in a sentence. Children should be encouraged to recognize & read the simple sight words aloud from the newspaper daily. Boost your child’s self-confidence and acknowledge their efforts while they are recognizing the correct words from the newspaper.</p>

Mathematics



- Oral Drilling of Numbers (1-50)
- Introduction of Numbers (41-50)
- Matching
- Missing Numbers
- Number After
- Number Between
- Count and Write
- Larger/Smaller Number
- Concept of Tens & Ones.
- Put Signs $<$, $>$, & $=$



Activity:

Number card game
Sequencing Activities with the help of Flash Cards

Working with Mazes
Games on position & location.

Recognizing quantities
Memory Game

Learning Objective:

Able to read and write numbers from 1-50 in sequence.
To understand sequential counting.
To be able to count and place the numbers in forward and backward order.


Able to count the no. of objects and match it to the numbers



Encourage your children to repeat numbers 1-40 every week. Spend half an hour everyday on developing numeracy concept. Revise the work done earlier to strengthen concepts.

MAKING TENS AND ONES

Parents can provide their child with popsicle sticks, sequins and number cards. Popsicle stick will represent tens and sequins will represent ones. Let your ward pick up the number card and recognize the number on it. The child will then stick the sequins on the popsicle stick as per the number recognized on the paper.



GIVE ALLIE THE BIGGER NUMBER

Ask the children to pick out any two random numbers from 1 to 50. Place the numbers randomly, ask the child to make the alligator mouth with the help of popsicle sticks



EVS



- World of animals
- How we travel
- Seasons



Activity:

Engage students in conversation and discussions.

Learning objective:

Differentiate between domestic, wild and pet animals. Recognize the natural dwellings of animals.

Activity:

Conversation and role play to learn about road safety.

Learning objective:

Differentiate between land, water and air transport

Activity:

Teacher will engage students in different activities to identify different seasons.

Learning objective:

To be able to understand the concept of season.

Develop their understanding about the things used during summer, winter, rainy.

Parents can give quality time to their ward and have a discussion about the approaching winter season and its characteristics.

SEASONS CHART





Children can draw 4 similar types of trees, or parents can help their child to draw the trees. Children can use a clump of Q-tips/ear buds to use for stamping the different colours that the trees portray during the different seasons.



PLAYDOUGH ART





Provide students with playdough and let them create their own miniature transportation scenes.

They can mold roads, tracks, and waterways and place toy vehicles and figurines on them to represent various modes of transport. This activity fosters creativity and fine motor skills.

			
<p>Hindi</p> 	<ul style="list-style-type: none"> • Oral • Recognition of pictures related to vyanjan: 	<p>Activity: Simple songs & informal conversation.</p> <p>Learning Objective: To familiarize the children with the Hindi language. Association of the letter with the correct word.</p>	<p>Parents are expected to encourage children to identify the letters.</p> 

ACTIVITIES SCHEDULED FOR THE MONTH (KG-1)

Date	Theme	Activity
------	-------	----------

<p>02nd October, 2023</p>	<p>Gandhi Jayanti</p> 	<p>KG-1 Students will depict the three wise monkeys and speak a few lines about it.</p> <p>Home Activity: Parents can talk to their ward regarding the importance of speaking the truth and helping each other always.</p> 
<p>10th October, 2023</p>	<p>World Mental Health Day</p> 	<p>KG-1 Awareness will be raised amongst students regarding the importance of being happy and keeping others happy via morning messages, videos/PPT followed by a worksheet.</p> <p>Home Activity: Family Nature Walk: Take a leisurely walk, in a nearby park. Encourage your child to explore, ask questions about nature, and enjoy the outdoors. Spending time in nature has been shown to reduce stress and anxiety in both children and adults.</p>
<p>16th October, 2023</p>	<p>World Food Day</p> 	<p>KG-1 Awareness will be raised amongst students about actions that can be taken in our own little way for those who suffer from hunger followed by creative art work</p> <p>Home Activity: Parents to make their ward understand as to what hunger and poverty is. They can show them a few videos appropriate to their age so that they realize the importance of not wasting food.</p>
<p>19th October, 2023</p>	<p>Math Day</p>	<p>KG-1 Various number games will be organized in order to develop numeracy skill amongst students</p> <p>Home Activity: Building with Blocks: Provide an opportunity to your ward to explore with the help of blocks or Legos. Building with blocks, Legos, or other construction toys helps with spatial reasoning and understanding concepts like symmetry, balance, and size.</p>



24th October,
2023

UN Day




KG-1




Students will be familiarized with the importance of the UN organization. Students will make a poster on the UN day theme as felicitated by the teacher.

Home Activity:

Parents can discuss with their wards the need for maintaining peace and harmony everywhere.

ACTIVITIES SCHEDULED FOR THE MONTH (KG-2)

Date	Theme	Activity
02 nd October, 2023	Gandhi Jayanti 	KG-2 Students will do a collage work on the cutout of Gandhiji's picture. Home Activity: Parents can talk to their ward regarding the importance of speaking the truth and helping each other always.

<p>10th October, 2023</p>	<p>World Mental Health Day</p> 	<p>KG-2</p> <p>Awareness will be raised amongst students regarding the importance of being happy and keeping others happy via morning messages, videos/PPT. Students will do activities using art and craft materials.</p> <p>Home Activity:</p> <p>Emotion Cards: Create cards with different emotional faces (happy, sad, mad, scared, etc.). Have children pick a card and talk about a time they felt that emotion or share something that makes them feel that way.</p>
<p>16th October, 2023</p>	<p>World Food Day</p> 	<p>KG-2</p> <p>Awareness will be raised amongst students about actions that can be taken in our own little way for those who suffer from hunger. Students will colour the basket and stick the pictures of different food items on the basket depicting “saving of food for all.”</p> <p>Home Activity:</p> <p>Parents to make their ward understand what hunger and poverty is. They can show them a few videos appropriate to their age so that they realize the importance of not wasting food.</p>
<p>19th October, 2023</p>	<p>Math Day</p> 	<p>KG-2</p> <p>Children will be shown how to use the money to buy and sell things similar to what we do in our day-to-day life.</p> <p>Home Activity:</p> <p>Measurement Exploration: Provide measuring cups, rulers, and objects of different lengths and sizes. Let students explore and compare the lengths and sizes of objects.</p>
<p>24th October, 2023</p>	<p>UN Day</p>	<p>KG-2</p> <p>Students will be familiarized with the importance of the UN organization. Students will make a UN Badge and wear it in order to celebrate the day.</p> <p>Home Activity:</p> <p>Parents can discuss with their ward the need for maintaining peace and harmony everywhere.</p>



*We hope that you and your ward get involved in and enjoy the new learning experience.
The next update shall be released in the first week of NOVEMBER 2022.*

