

LEADERS PRIVATE SCHOOL, SHARJAH
KINDERGARTEN DEPARTMENT [KG1 & KG2]

KINDERTINKLE



**MAY
2023**



An Interactive Infocorner



Overview:

“Play gives children a chance to practice what they are learning” – Fred Rogers

When children are intrinsically motivated to learn, they are more likely to engage with the material, retain information, and develop a deeper understanding of the world around them. This natural desire to learn can be nurtured through play-based activities, hands-on learning experiences, and open-ended exploration, allowing children to make connections and draw their own conclusions.

Our first month in kindergarten was a great success! Wherein, our kiddos have done a great job of adjusting to our daily routine and learning through play-based activities.

We could see the enthusiasm and excitement amongst our students as they involved themselves in activities such as pasta threading, dough play, sorting and the list goes on.

At LPS Kindergarten we try our best to engage our students in productive activities enabling them to work in a safe and secure environment for their holistic development. It is good to see our students getting acquainted with the school environment and familiarising themselves with the daily school routine. We continue to review classroom rules and reinforce listening skills among our kids.

The coming month too will prove to be an enriching learning experience for our students with activities such as” Labor Day” “Mother’s Day”, “Colour Week” and many more.




Parents! We request you to extend the learning at home too. Talk to your ward about the day-to-day activities in school and listen to their classroom experience patiently. Assist and encourage them to do the activities mentioned under the “home activities” column. It would be appreciated if you could click and send a few pictures (A4 sheet print) to your ward's class teacher while they are involved in doing the home activities.



Together we can surely strive to give our children the roots to grow and the wings to fly.

KG TEAM

A Beehive of Exciting Activities

KG-1

Subject	Topic	Related Activities	Home – School Partnership (Talk, Share, Encourage)
<p>English</p> 	<ul style="list-style-type: none"> • Fun with phonics • Pattern writing: (O, o) • Phonetic and Picture reading. • Writing letters Aa, Bb, Cc, Dd • Alphabet Exercises(Book-B) 	<p>Activity: Different types of pattern-related activities will be conducted.</p> <p>Learning Objective: Able to recognize the pattern in the immediate environment. To develop the fine motor skills</p> <p>Activity: Games will be conducted with flashcards on the various day-to-day actions.</p> <p>Learning Objective: Identify letters A (a), B(b), C(c) & D(d) and their phonic sounds</p> <p>Write the letters in proper formation and relate them to corresponding pictures.</p> 	<p>To inculcate the habit of daily reading, it is recommended that you read a book to your child every day during bedtime. This could be a library book, personal reads, general interests, nonfiction etc.</p> <p>Animal Sorting Activity Instructions:</p> <p>Cut out pictures of animals from magazines, newspapers, or online sources. Cut out several large letter "A"s from construction paper or cardstock. Show the child the animal pictures and ask them to sort the animals by whether or not they start with the letter "A."</p> <p>Help the child glue the animals that start with the letter "A" onto the letter "A" cutouts. Display the finished animal sorting activity on a bulletin board or on the fridge.</p> <p>This activity helps the child develop letter recognition, sorting skills, and animal recognition. You can also extend the activity to other letters of the alphabet in future sessions.</p> <p>“B” Different! Get pictures of birds, butterflies, bees, bears, and bunnies...Read and talk about how they are alike</p>

			<p>and how they are different. What is big? What is small?</p> <p>Give a lot of opportunities to your ward to speak and understand. They should be given enough time for listening & then time for answering questions. Activities like pick & talk, just a minute, etc. should be encouraged at home.</p>
<p>Mathematics</p> 	<ul style="list-style-type: none"> Counting of numbers(1-10) Counting Numbers (1-5) <ul style="list-style-type: none"> Pre-number Concept: Big and small Tall and short Long and short Writing Numbers: 1, 2. Notebook & Workbook Exercise. 	<p>Activity: The teacher will show concrete objects and explain the concept of Big/Small, Tall/Short, and Long/Short.</p> <p>Learning Objectives: To understand the spatial concept and to co-relate with their surroundings</p> <p>Activity: Introduction of writing numbers 1 and 2 with their associated value.</p> <p>Learning Objective: To be able to co-relate the numbers with its quantitative value.</p>	<p>Help your child learn to compare different sizes by sorting their favorite toys or objects between big/small, tall/short, long/short, etc.</p> <p>Given below is the link provided for the pre-number concept to revise at home https://www.youtube.com/watch?v=SNuH0sptHvc</p>
<p>EVS</p>	<ul style="list-style-type: none"> Emotions. Color Week My Family My Home 	<p>Activity: Family Tree</p> <p>Learning Objective: To familiarize me with the term used for different family members. To gain the appreciation and understand the importance of family in their lives.</p> <p>Activity: Discussion based on different rooms in a home and the things found in there</p> <p>Learning Objective:</p>	<p>Parents are encouraged to take their ward for family trips and get them introduced to their cousins, aunts, and uncles.</p>  <p>Help your ward understand color seriation with the help of yarn or crepe paper. Assist your child in</p>



To understand the different things that are found and to be kept in a particular room.

Activity:

Colors will be introduced in the class with the help of a magic box, real objects, and flashcards.



Learning Objective:




To enhance creative thinking skills. To be able to understand and differentiate between the various shades of colors.

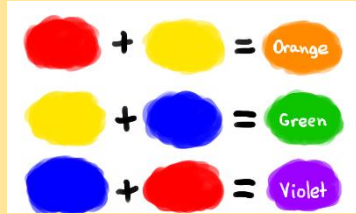
making a rainbow with various shades of colors and explain to them as the dark and light shades of the same color



KG-2

Subject	Topic	Related Activities	Home – School Partnership (Talk, Share, Encourage)
<p>English</p> 	<ul style="list-style-type: none"> • Pictures and phonic sounds • Writing of 2/3 letter CVC words with the vowel 'a' • Toughy Turtle 	<p>Activity: Through PPT & along with the help of letter flashcards children will revise the phonic sounds of all the letters.</p> <p>Learning Objective: To recall & identify the alphabets & their phonic sounds.</p> <p>Activity: The children will be encouraged to make use of Letter flashcards to construct common three-letter words like cat, map, van, rat, etc.</p> <p>Learning Objectives: To be able to develop proper vocabulary and language skills with</p>	<p>Parents can imbue amongst their kids the habit of reading and making new words with the help of magnetic letters. They can add or change one letter to make a new word. For example, begin with the word “car” and add t/ to the end to make the new word “cat” then take off the /c/ and replace it with a /m/ to make the word “mat” and so on. See how many new words you and your child can make.</p> 

		the help of phonics and two and three-letter words.	
<p>Mathematics</p>  <ul style="list-style-type: none"> • Pre-number concepts. • Concepts related to Numbers (1-20) • Concept of Tens and Ones • Number Before • Ascending & descending order • Backward Counting. 		<p>Activity: Hands-on activities will be done in the class for their better understanding.</p> <p>Learning Objective: To be able to understand the spatial concept and co-relate with their surroundings.</p> <p>Activity: PPT, Games.</p> <p>Learning Objective: To understand use numbers arrange sequentially both up to down and down to up</p>	<p>Here's a great way for kids to visualize ascending & descending order. Have your ward cut straws into 10 pieces and arrange 5 of these pieces in ascending order. The other 5 need to be arranged in descending order. Tape or glue the straw pieces to the paper. Allow your child to visualize and recognize the difference.</p>  <p>Pick & Build To make your ward understand the meaning of the tens place & one's place provide them with unifix cubes /straws/crayons etc. This will allow them to think about how numbers can be broken apart, put together & rearranged to build a foundation with numbers of 11-19</p>
<p>EVS</p> 	<p>My School Colors Good Manners/ Good Habits. Neat & clean.</p>	<p>Activity: Simple songs & informal conversation.</p> <p>Learning objective: To strengthen awareness of the importance of rules to be followed in the school.</p> <p>Activity:</p>	<p>Place the two-colored paints for each zip lock bag in the corners opposite each other. One bag with blue and yellow, the second bag with red and blue and the third bag with red and yellow. Use sticky tape to seal and strengthen the squishy bag. Gently ask your ward to press and push the paints to the center of the bag to blend. Using your fingers gently rub the paint to mix and blend. Watch as the colors blend together. Make predictions and talk about what is happening throughout the process to your ward.</p>



Engage students in rhymes and role-play to inculcate good manners & Good habits

Learning objective:

Learn about good manners/ good habits and practice them.

Activity:

Activities with objects, clothes, and cards to differentiate colors.

Learning objective:

Understand the concept of mixing colors (Secondary colors)

Given below is the link provided for the topic secondary colors.

<https://www.youtube.com/watch?v=GFSSRYmSIZ0&feature=youtu.be>

Stress on the use of words 'SORRY', 'THANKYOU', and 'EXCUSE ME' in daily life. Help them relate to certain situations and let your ward recognize the appropriate usage of that particular word in various situations.



Hindi



- Oral
- Recognition of pictures related to Swara इ, ई, उ, ऊ, ए, ऐ

Activity:

Simple songs & informal conversation.

Learning Objective:

To familiarize the children with the Hindi language.

Association of the letter with the correct word.

Parents are expected to encourage children to identify the letters.



ACTIVITIES SCHEDULED FOR THE MONTH (KG-1)

Date	Theme	Activity
1 st May 2023	<p style="text-align: center;">Labor Day</p> 	<p>KG-1 Awareness will be raised amongst students with regard to the day's celebration via related videos and activities.</p> <p>Home Activity: Parents can lead by example. They can make a habit of sharing things with the needy and inculcate amongst their ward the habit of sharing and caring for others.</p>
4 th May 2023	<p style="text-align: center;">Dazzling Drink</p> 	<p>KG-1 Students will enjoy the day by making fresh juice and relish it.</p> <p>Home Activity: Parents can allow their ward to help them make their favorite fruit juice. Talk about the need of drinking healthy homemade fruit juice especially during summer time.</p>
11 th May 2023	<p style="text-align: center;">Mother's Day</p> 	<p>KG 1 The students will make a purse using art and craft material to gift to their mom.</p> <p>Home Activity: Parents can discuss the role of the mother and her role in the family. A short story can be displayed via the link below: https://www.youtube.com/watch?v=drCMd7Jr2Sg</p>
15 th to 18 th May 2023	<p style="text-align: center;">Colour Week</p> 	<p>KG-1 Various art/craft activities will be conducted throughout the week, focusing on one color each day.</p> <p>Home Activity: Parents can help their children learn about colors by displaying different colorful objects and asking them to identify and name the colors.</p>

ACTIVITIES SCHEDULED FOR THE MONTH (KG-2)

Date	Theme	Activity
<p>1st May 2023</p>	<p style="text-align: center;">Labour Day</p> 	<p>KG-2</p> <p>Awareness will be raised amongst students with regards to the day's celebration via related videos and activities.</p> <p>Home Activity:</p> <p>Encourage your ward to be generous and kind to people in need. Talk to them about how difficult everyday life would be without the help of these community helpers.</p>
<p>4th May 2023</p>	<p style="text-align: center;">Dazzling Drink</p> 	<p>KG-1</p> <p>Students will enjoy the day by making fresh juice and relish it. They will be made to understand the importance of sharing with each other.</p> <p>Home Activity:</p> <p>Parents can allow their wards to help them make their favourite fruit juice. Talk about the need of drinking healthy homemade fruit juice, especially during summer time.</p>
<p>11th May 2023</p>	<p style="text-align: center;">Mother's Day</p> 	<p>KG-2</p> <p>The students will make a colourful heart shape card using art and craft materials with the message "I love my mother" on it.</p> <p>Home Activity</p> <p>Parents should discuss the role of the mother & the relentless love & care showered by her.</p>
<p>15th to 18th May 2023</p>	<p style="text-align: center;">Colour Week</p>	<p>KG-2</p> <p>Various art/craft activities will be conducted throughout the week, focusing on one color each day.</p>



Home Activity:

Parents can provide opportunities to their wards to explore themselves. Let them mix different colours to make a new one. Link has been provided below for reference.

<https://www.youtube.com/watch?v=oAEtr9B23Jg>

*We hope that you and your ward get involved in and enjoy the new learning experience.
The next update shall be released in the first week of June 2023.*

