

LEADERS PRIVATE SCHOOL, SHARJAH
KINDERGARTEN DEPARTMENT (KG-1 & KG-2)

KINDERTINKLE



JUNE
2023

An interactive infocorner



Overview:

“The goal of early childhood education should be to activate the child’s own natural desire Home–School Maria Montessori

As the long hot summer days approach, we find ourselves with something to look forward to—the highly anticipated summer holidays. Our aim is to provide uninterrupted educational opportunities to promote understanding and development.

Throughout this month, we will be celebrating various events such as World Environment Day, Father's Day, Yoga Day, and more. These occasions will allow our young ones to integrate their learning experiences into their daily lives. As we strive to enhance our children's learning journey, we kindly request parents to reinforce the same beyond classroom hours. This will undoubtedly pique the children's interest and improve their understanding and communication skills.




To ensure our students stay connected to learning, the KG department will be creating an enjoyable holiday homework package, which will be made available next month. We take this moment to express our gratitude for the cooperation and support you have provided throughout the term.

Wishing you safe travels and an abundance of joy, laughter, and love this summer with your family. Stay resilient and stay healthy!

KG TEAM

A Beehive of Exciting Activities

KG-1

Subject	Topic	Related Activities	Home – School Partnership (Talk, Share, Encourage)												
<p>English</p> 	<ul style="list-style-type: none"> • Fun with phonics • Phonetic and Picture reading • Writing letters: Ee and Ff. • Intro – Sight word 	<p>Activity:(Letter “E” & ‘F’ Games with flashcards on various day-to-day activities.</p> <p>Learning Objective: Vocabulary development. Trace letters E & F in proper formation and relate them to the corresponding pictures. Identify letter E(e) & F (f) and its phonic sound.</p> <p>To be able to recognize sight words</p> <table border="1" style="margin-left: auto; margin-right: auto;"> <tr> <td>a</td> <td>my</td> <td>the</td> <td>I</td> </tr> <tr> <td>like</td> <td>go</td> <td>we</td> <td>on</td> </tr> <tr> <td>you</td> <td>to</td> <td>have</td> <td>do</td> </tr> </table>	a	my	the	I	like	go	we	on	you	to	have	do	<p>E is for Eggs Distribute an empty egg carton and twelve small paper eggs to your ward. Have him/her cut E-pictures from magazines, glue them to the eggs, and place the eggs in the egg carton. Help them label the backside of the eggs with the picture name.</p> <p>Finger paint Fans Give your ward small paper plates to finger paint. After the plates are dry, print capital and small F. Tape a popsicle stick to the back for a handle and let the children have fun fanning themselves.</p> 
a	my	the	I												
like	go	we	on												
you	to	have	do												
<p>Mathematics</p>	<ul style="list-style-type: none"> • Counting Numbers (1-5) • odd one out • More and less 	<p>Activity: The teacher will show concrete objects and explain the concept of More/Less, Odd one Out and the quantitative value of the numbers.</p> <p>Learning Objectives: To understand the spatial concept and to co-relate with their surroundings.</p>	<p>Parents can reinforce the value of number 3 & 4 through this fun activity. Directions: Roll out play dough and make numbers. Give the numbers and toothpicks to your ward on a tray. Have your child count the number of toothpicks that matches the play dough number or you can count them together. Poke toothpicks into the play dough (number 2 would get 2 toothpicks & so on.</p>												



- Writing Numbers: 3 & 4.



Activity:

Introduction of writing numbers 3 and 4 with their associated value.

Learning Objectives:

To be able to co-relate the numeric with the quantitative value in everyday life.



EVS

- Before & After
- My School
- Good Manners
- Good Habits



Activity:

Story sequencing
Sorting and arranging

Learning Objective:

Students will be able to identify and describe the changes that occur from a "before" state to an "after" state.

Activity:

Discussions, around the school

Learning Objective:

To Identify his/her school & activities associated with the school.

Activity:

Engage students in rhyme to role-play to inculcate good manners & good habits.

Learning objective

Learn about good manners and practice them.

Stress on the use of words 'SORRY', 'THANKYOU', and 'EXCUSE ME' in daily life. Help them relate to certain situations and let your ward recognize the appropriate usage of that particular word in various situations.






School Time – Fun Time

Discuss with your ward about the thing that they enjoy the most in their school. Allow them to share their experience. Parents too can share their school memories with them in order to instigate the child's thinking capability and vocabulary.

To be able to understand & learn
Good manners like being polite etc.
To improve social skills.

KG-2

Subject	Topic	Related Activities	Home – School Partnership (Talk, Share, Encourage)
<p>English</p> 	<ul style="list-style-type: none"> • Pictures and phonic sounds. • Writing of 2/3 letter words with the vowel 'e' • Toughy turtle 	<p>Activity: The children will be given flashcards with alphabets and will be encouraged to construct common three-letter words like a pet, ten, fed, peg, etc.</p> <p>Learning Objectives: To be able to develop proper vocabulary and language skills with the help of phonics and two and three-letter words.</p> 	<p>WORD FAMILY MATS</p> <p>Family picture mats and accompanying word cards will help your child gain confidence reading words in short 'e' vowel word families.</p> <p>The picture clues give extra support to your ward. These mats are a great vocabulary builder, too! Print and laminate each mat on sturdy cardstock. Cut them apart and stick velcro dots to the pictures and backs of the cards. Take off all the cards. Have your child read the name of the family in the center of the board. Then have him read each card and match it to the picture. After a few times of doing this with you, this is something your child might be able to do himself.</p> <p>Simple sentences with the two/three-letter words of vowels "e" should be spoken & encouraged at home.</p>
<p>Mathematics</p>	<ul style="list-style-type: none"> • Time • Skip Counting 	<p>Activity: Number Game</p> <p>Learning Objective:</p>	<p>Encourage your children to repeat numbers 1- 30 every week. Spend half an hour every day developing numeracy concepts.</p>



- Writing of Numbers (21-30)
- Number After
- Number Between
- Count & Write
- Larger Number/ Smaller Number
- Put Signs(=, <, >)



Able to read and write numbers from 1-30 in sequence.

Activity:

Concepts like more or less <, > or = will be done with the help of flashcards & real objects.

Learning Objective:

Compare & evaluate the no. value
Understand the concept of greater than, lesser than & = to sign.

Activity:

Hands-on Activity

Learning Objective:

To tell time using a clock
To identify and associate activities done during different times of the day
Compare and discriminate.

Revise the work done earlier to strengthen concepts.

Help your ward understand the concept of time using the given link below:

<https://www.youtube.com/watch?v=HrxZWNu72WI&t=310s>



Show your ward how numbers & counting apply to everyday life. For example, have your child help you measure ingredients for a recipe by measuring and counting the number of cups or spoons full. Talk about how things or amounts are more, less, bigger and smaller, and be sure to praise his/her efforts.

EVS



- People who help us



- Plants and trees

Activity:

PPT/ flash cards/ discussions

Learning objective

To recognize the importance of having those people in our life.

Associate the tools used by each community helper.





Activity:

The teacher will explain & discuss trees & their importance.


Learning objectives:

Talk to your child about the people who help us in various ways & encourage them to respect each profession. This will enable your ward to know the importance of different people's roles in leading a healthy life.

Take your ward out in the garden and show him/her the parts of a plant and familiarize them with the name of the parts. Also, tell them to be careful & not to destroy plants.




		Identification of different kinds of plants & leaves.	
Hindi 	<ul style="list-style-type: none"> Oral Recognition of pictures related to swar ओ, औ, अं, अ: 	Activity: Simple songs & informal conversation. Learning Objective: To familiarize the children with the Hindi language. Association of the letter with the correct word.	Parents are expected to encourage children to identify the letters and relate to the objects. 


ACTIVITIES SCHEDULED FOR THE MONTH (KG-1)

Date	Theme	Activity
5 th June, 2023	World Environment Day Celebration 	KG-1 The students of KG1 will make a tree using waste material like plastic. depicting the ways through which we can help protect our environment Home Activity: Parents can instill a love for the environment in their kids by reusing pet bottles and planting small saplings in them and making their kids understand the importance of re-using the materials.

<p>08th June 2023</p>	<p>Ocean Day</p> 	<p>KG 1</p> <p>Students will colour the different types of fish and decorate with craft material to develop awareness about water animals.</p> <p>Home Activity: Parents can have a discussion with their ward so that they gain a better understanding of water animals.</p>
<p>19th June 2023</p>	<p>Pick & Talk</p> 	<p>KG-1</p> <p>In order to develop self-confidence and speaking skills among students, show and tell activity will be conducted.</p> <p>Students will have to select a topic from the options provided. They will display concrete objects or flashcards of the related topic and speak a few lines on it.</p> <p>Home Activity: Provide an opportunity to your ward to speak about the things they see around in the house or about the visit to Sharjah aquarium.</p>
<p>21st June 2023</p>	<p>International Yoga Day/ Fathers' Day</p> 	<p>KG-1</p> <p>The students will make a card using art and craft materials for their father.</p> <p>The students will be involved in doing basic yoga poses with the help of PPT and related video.</p> <p>Home Activity: Children should be spoken about the role of a father & the responsibilities he undertakes with the love & support of the family members.</p> <p>Parents can make it a regular practice to do yoga at home early morning for at least 10 minutes as part of healthy practice.</p>

ACTIVITIES SCHEDULED FOR THE MONTH (KG-2)

Date	Theme	Activity
5 th June 2023	<p style="text-align: center;">World Environment Day Celebration</p> 	<p>KG-2</p> <p>The students of KG2 will make a tree using waste materials like bottle caps. depicting its importance in sustaining life.</p> <p>Home Activity</p> <p>Parents should discuss with children on the vital need of saving the environment. They can guide their ward in little ways to keep the environment clean.</p>
08 th June 2023	<p style="text-align: center;">Ocean Day</p> 	<p>KG-2</p> <p>Students will decorate ocean with colorful fishes. to develop awareness about water animals</p> <p>Home Activity</p> <p>Parents should inform their wards about the importance of the ocean & its relevance in our lives. Play the video via the link below and discuss about the importance of saving and protecting the ocean:</p> <p>https://www.youtube.com/watch?v=xFPoIU5iiYQ</p>
19 th June 2023	<p style="text-align: center;">Pick & Talk</p> 	<p>KG-2</p> <p>In order to develop self-confidence and speaking skills amongst students, show and tell activity will be conducted. Students will have to select a topic from the options provided. They will display concrete objects or flash cards of the related topic and speak few lines on it.</p> <p>Home Activity:</p> <p>Encourage your ward to pick any object from its surroundings and give relevant information regarding the object selected.</p>

		Assist them and encourage them while they are trying out the task.
21 st June 2023	<p style="text-align: center;">International Yoga Day/ Fathers' Day</p> 	<p>KG-2</p> <p>The students will make palm printing greeting cards for their father.</p> <p>The students will be involved in doing basic yoga poses with the help of PPT and related video.</p> <p>Home Activity: Children should be made aware of the role of a father & the responsibilities he undertakes with the love & support of family members.</p> <p>Parents can make it a regular practice to do yoga at home early morning for at least 10 minutes as part of healthy practice.</p>

***We hope that you and your ward get involved and enjoy the new learning experience.
The next update shall be released in the first week of SEPTEMBER 2023.***

