



**LEADERS PRIVATE SCHOOL, SHARJAH**  
**KINDEGARTEN DEPARTMENT (KG1 & KG2)**

# KINDERTINKLE



**FEBRUARY**  
**2023**

*An interactive infocorner*

**“Our greatest natural resource is in the minds of our children.” – Walter Elias Disney**

Our goal at LPS Kindergarten is to develop independent learners and inquisitive explorers in each of our students. This has been our objective throughout the year, and we are glad to say that our students are making excellent progress in that direction.

Lined up ahead are activities such as Show and Tell, English handwriting competition, Hindi handwriting competition for KG2, UAE Environment day and much more which will address the distinct learning needs of our students and provide an opportunity for them to explore their talents and abilities.

We are glad to witness the all-around development of our students and to see them gaining so much by involving themselves in the experiential learning experience is the utmost satisfaction for a teacher. The students are becoming confident, active and self-dependent. And all this wouldn't have been possible without the support from parents. Thank you so much for extending your helping hand and we hope you continue to do so for the holistic development of our kids.




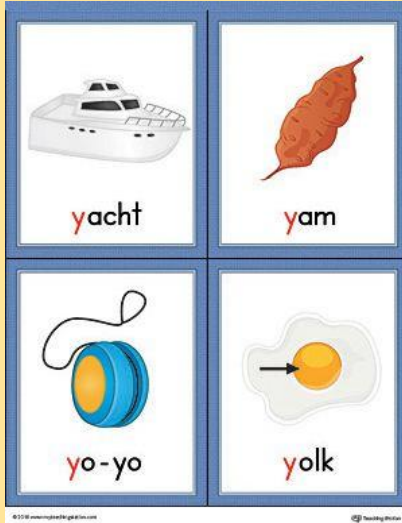

The greatest gift we can give to our children and what they most yearn for is our time and attention. We strongly urge the parents to observe each and every movement of their children and stay connected with them emotionally so that they won't be slaves of technology.


Together may we give our children the roots to grow and the wings to fly.

**KG TEAM**

## A Beehive of Exciting Activities

### KG-1

Subject	Topic	Related Activities	Home – School Partnership (Talk, Share, Encourage)
<p><b>English</b></p>  	<ul style="list-style-type: none"> <li>• Fun with phonics.</li> <li>• Writing letters Ww, Xx, Yy, Zz.</li> <li>• The Toughy turtle</li> <li>• Revision of sight words.</li> <li>• Blending of CVC words.</li> </ul> 	<p><b>Activity:.</b> Letter games with the help of flashcards &amp; PPT will be conducted.</p> <p><b>Learning Objective:</b> Identify letters Ww, Xx, Yy, &amp; Zz with their phonic sound. Proper formation &amp; recognize the related pictures.</p> 	<p>Parent can help their ward to develop vocabulary by reading to them every day sight words from story books, shops proper name plates, advertisement and anything else with words.</p> <p>Parent can make close contact will make reading time full of fun &amp; the bonding will also grow stronger</p> <p><u>THE LETTER 'Y' is for 'Yellow'</u></p>  <p style="text-align: right; font-size: small;">themeasuredmom.com</p> <p>Parent will place Y shape cut out &amp; tell their ward to colour this letter Y with yellow colour &amp; bring small yellow colour objects &amp; stick</p>





on it like small buttons, small flowers, yellow colour popsicals etc. Encourage your ward while doing the activity.

**Wheel Painting**

Pour small amounts of tempera paints in shallow containers. Give the children toy cars and pieces of construction paper. Let them run the wheels of their cars in the paint, then all across their papers to create designs.

Paint your child's hand and arms white and have him/her make a print. When it's dry, add Q-tips for the bones in the X-ray

**Mathematics**



**Activity:**

Introduction of numbers 17, 18, 19, 20 with the help of flash cards & actual object counting.

**Learning Objective:**

To identify the numbers.  
To understand the quantitative value of numbers.

Parent can reinforce the value of numbers 19 & 20 by showing them real life objects of the same quantity.

Parent can display the ten frames of the numbers 1 to 20. Tell your ward to pick up any number out of them and then count that much blocks and put them on appropriate number.



**EVS**



- Vehicles
- Festivals



**Activity:**

Children will search vehicles from the flash cards or pictures available & name them.

**Learning Objectives:**

To be able to recognize different vehicles seen in our surroundings to be able to identify which is the fastest vehicle. Enhance the vocabulary.

**Activity:**

The teacher will discuss festivals & months when it falls.

**Learning Objectives:**






To know about the festivals celebrations.

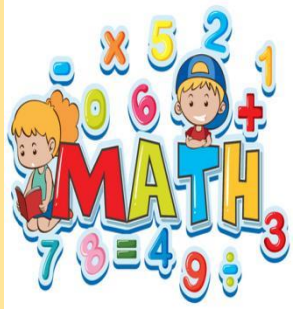
Parents can discuss with your wards different types of festivals & if possible celebrate that festivals with your friends, neighbor or relatives.

**Transportation Vehicle Sorting**

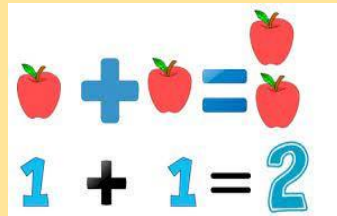
Transportation Vehicle Sorting Provide a large assortment of transportation theme items and bowls. Allow your ward to sort by the different attributes that they see. You can upgrade this by putting names on each bowl. Some ideas are to sort by: Land, Sky and Water vehicles Items with wheels and without wheels With wings and without wings.

# KG-2

Subject	Topic	Related Activities	Home – School Partnership (Talk, Share, Encourage)
<p><b>English</b></p>  	<ul style="list-style-type: none"> <li>Recap of sentence using sight words.</li> <li>Opposites.</li> <li>Gender.</li> <li>Rhyming words.</li> </ul>  	<p><b>Activity:</b> Children will observe the picture to identify its opposite words.</p> <p><b>Learning Objectives:</b> To be familiar with the opposite words.</p> <p><b>Activity:</b> Forming rhyming Words-Teachers will ask the children to form pairs. Each pair will be given a flash card with simple pictures like cat, bed etc. Now ask one to say the name of the object &amp; ask the extra to form a word rhyming with the object. Now repeat all the pairs.</p> <p><b>Learning Objectives:</b> Learns to form rhyming words with the help of sound.</p> 	<p>The parent can play a rhyming talk game at home with their child. Have a small conversation with your ward framing rhyming sentences such as:</p> <p><b>Keep this hat on the mat I am done, let's have some fun</b></p> <p>Parents can play a quick game with their ward as and when possible in order to make them understand the concept of 'Opposite'. Parents can give examples from the immediate surroundings such as hot and cold, big and small, heavy and light, wet and dry, etc. The parent can play a rhyming talk</p>
<p><b>Mathematics</b></p>	<ul style="list-style-type: none"> <li>Recap of numbers (1-50).</li> </ul>	<p><b>Activity:</b> Teacher will take two sets of objects</p>	



- Number Names (1-20).
- Addition (1-10).
- Introduction to subtraction using simple objects(1-10).



& add one set to the another to show addition.

**Learning Objective:**  
Make sense of problems & persevere in solving them.

**Activity:**  
Children will ask to draw some pictures on the white board asking them to cross out some & remaining ones thus the concept of subtraction will be done.

**Learning Objective:**  
To develop problem solving skill.




Make a simple paper plate addition game to help your child practice their addition and even subtraction skills Roll one die. Place that number of buttons in the first section of your plate. Roll the die again. Place that number of buttons in the second section. Add the two sections together and put the correct number of buttons in the bottom half of the plate. Remove the buttons and play again



**EVS**

- Flowers(written).
- Transport(written).
- Notes & coins.





**Activity:**  
Teacher will engage students in hand on activities, conversation & discussions on flowers and transports.  
Transcription from the white board.

**Learning objective:**  
Identify & write the names of flowers & transports.

Parents can take their ward to the flower nursery & show them the different kinds of flowers & their smells and tell them to draw the picture of different types of flowers.

Parent can show their ward different denominations of notes & coins.



**Hindi**



Orals  
Recognition of pictures related to vyanjan श,ष,स,ह.

**Activity:**  
Simple songs & informal conversation.

**Learning Objective:**  
To familiarize the children with the Hindi language.

Association of the letter with the correct word.



Parents are expected to encourage children to identify the letters.






**ACTIVITIES SCHEDULED FOR THE MONTH (KG-1)**

Date	Theme	Activity
------	-------	----------



<p><b>2<sup>nd</sup> February, 2023</b></p>	<p><b>UAE Environmental day</b></p> 	<p><b>KG-1</b> The students will make a photo frame using reusable items.</p> <p><b>Home Activity:</b> Parents can inspire among their wards a need of maintaining environment clean not only in their homes but also around them. Talk to your kids about the importance of keeping the Environment clean. If parents can take their wards around their locality and show them the different garbage bins used to throw different types of waste materials and explain to them the importance of separating the different waste materials.</p>
<p><b>9th February,, 2023</b></p>	<p><b>Show &amp; Tell</b></p> 	<p><b>KG-1</b> Students will have to select topic from the options provided. They will display concrete objects or flash card of the related topic &amp; speak few lines about it.</p> <p><b>Home Activity:</b> Encourage your ward in speaking a few sentences about the simple things that they see around them. Assist them in using and framing complete sentences to accomplish their task.</p>
<p><b>16<sup>th</sup> February, 2023</b></p>	<p><b>Puppet Show</b></p>	<p><b>KG-1</b> A puppet show will be conducted for the students.</p> <p><b>Home Activity:</b> <b>The parents can spend quality time with their wards while enjoying the puppet show via the link given below</b> <a href="https://www.youtube.com/watch?v=1ataamAg4X8">https://www.youtube.com/watch?v=1ataamAg4X8</a></p>

## **ACTIVITIES SCHEDULED FOR THE MONTH (KG-2)**

Date	Theme	Activity
<p><b>2<sup>nd</sup> February, 2023</b></p>	<p><b>UAE Environmental day</b></p> 	<p><b>KG-2</b> The students will make a butterfly using old newspapers ( best out of waste). <b>Home Activity:</b> Parents can inspire among their wards a need of maintaining environment clean not only in their homes but also around them. Talk to your kids about the importance of keeping the Environment clean. If parents can take their wards around their locality and show them the different garbage bins used to throw different types of waste materials and explain to them the importance of separating the different waste materials.</p>
<p><b>9th February,, 2023</b></p>	<p><b>Show &amp; Tell</b></p> 	<p><b>KG-2</b> Students will have to select topic from the options provided. They will display concert objects or flash card of the related topic &amp; speak few lines about the related topics. <b>Home Activity:</b> Encourage your ward in speaking a few sentences about the simple things that they see around them. Assist them in using and framing complete sentences to accomplish their task.</p>
<p><b>28<sup>th</sup> February, 2023</b></p>	<p><b>Hindi handwriting Day</b></p> 	<p><b>KG-2</b> Student will be provided an opportunity to display their writing skill. <b>Home Activity:</b> Provide your child with opportunities to practice writing every day in proper formation</p>

*We hope that you and your ward get involved in and enjoy the new learning*

