



LEADERS PRIVATE SCHOOL, SHARJAH
KINDEGARTEN DEPARTMENT (KG1 & KG2)

KINDERTINKLE



OCTOBER
2022



An interactive infocorner





Overview:

“When educating the minds of our youth, we must not forget to educate their hearts” – Dalai Lama

A child’s social, emotional and behavioural readiness is exceedingly more important than what we assume to be academic readiness. Helping others, not making fun of people around them, being responsible for their act, willingness to share with everyone and care about the one’s in and around them are just a few to name that we want to instill amongst our students. We try to incorporate moral values in our day to day classroom activities so that our students grow in the direction of being better as an individual always.

The activities planned ahead for the month of October takes us a step ahead towards accomplishing our goal of moulding our students into a good and better human. Celebration of Gandhi Jayanti, World Food Day, UN Day and World Obesity Day are just a few to name.

We do hope that with combined effort of parents and teachers our children will not only develop themselves academically but also socially and emotionally.






We are looking forward to partnering with you to ensure that your child receives an exceptional education.


Sincerely, looking forward for your support towards nurturing our kids.

KG TEAM

A Beehive of Exciting Activities

KG-1

Subject	Topic	Related Activities	Home – School Partnership (Talk, Share, Encourage)
<p>English</p>  	<ul style="list-style-type: none"> Phonetics. Picture Reading. The Toughy Turtle Writing Letter: Kk, Ll, Mm, Nn. Alphabet Exercises Sight words 	<p>Activity: Letter games and activities related to the letters with the help of flash cards & PPT will be conducted.</p> <p>Learning Objective: Writing readiness. Fine motor development. Identify letter Kk, Ll, Mm, Nn & their phonic sounds Write letters Kk, Ll, Mm, Nn in proper formation and relate to corresponding pictures.</p> 	<p>Give opportunities to your ward to talk and express themselves in English in natural surroundings. Provide opportunities to your ward so that they can recall the situation and answer appropriately. (Tell a story and ask questions).</p> <p><u>KEY KITE MAKING</u> Parents will provide the children with a diamond shape paper and ask the child to stick the yarns and make a kit out of it. Parents can encourage the children to decorate the kite using their own creativity and then ask the children to make stamps with keys on it.</p>  <p><u>MAGIC MILK ACTIVITY:</u> Parents can Pour a small amount of milk in a plate, put a few drops of different food colours or different paint colours with water. Provide the child with a cotton bud that has been dipped in dish wash soap. Thereafter ask the child to put the cotton bud right into the middle</p>

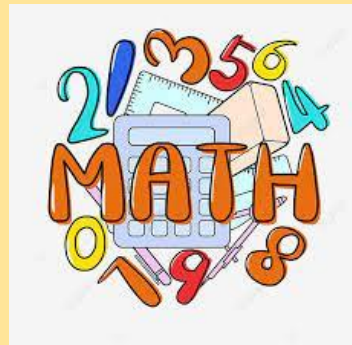


of the plate that has the milk and colours in it.
NOW SEE THE MAGIC UNFURL!!!



Praise and encouragement when your child engage in fine motor activities, especially if they are persistent when finding the task difficult.

Mathematics



- Recognition & Counting Numbers (1 -10)
- Writing Number: 9, 10
- Concept of number 0
- Concept of tens and ones
- Concept of How Many?
- Concept of Bigger number and smaller number.
- Concept of missing number.



Activity:

Introduction of numbers 9 & 10 with the help of flash cards & actual object counting.

Learning Objective:

To identify the numbers.

To understand the quantitative value of numbers.



COUNT AND LEARN

Make a few cards with 0 written on them. Take a set of 8-10 bowls and arrange them in a line. In a few of the bowls place a piece of candy or any other object. The child needs to place the number 0 card in front of the bowls that are empty.

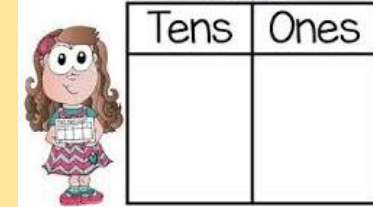


Parents can ask the child to count the different objects that they see around in their day to day routine. E.g. How Many blocks have you used in this? Etc. Parents can even help their child to learn the concepts by displaying concrete objects such as toys, fruits etc.




TENS AND ONES

To re-enforce the concept of tens and ones and make your child understand the number value, assist your ward in stamp activity by making proper columns of tens and ones



EVS



- Animal Kingdom
- Birds



Activity:

Teacher will engage students in role play and other activities to identify the animals & birds.

Learning Objectives:

Differentiates between domestic & wild animals. Learns about the eating habits of animals. To identify the specific help that some animals give us in our daily life. To identify & name some birds. To develop Observational skill.



BIRDS/ANIMAL PUPPETS

Parents can help their wards in making birds or animal puppets with the materials available at home. Thereafter parents can ask their ward to speak a few things about the animal or bird that they have made. This will help to reinforce the topic and parents can even inculcate more knowledge to their wards about the same topic.




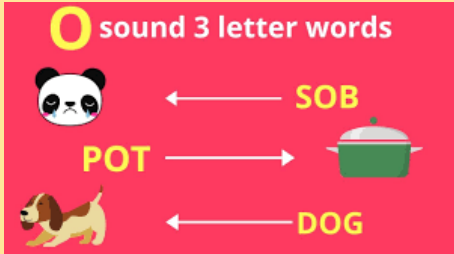



SORTING ACTIVITY:

Parents can ask their ward to sort out the animals and birds from their toys. Also, ask the child to speak a few things about the animal or birds that they have learnt in the class.



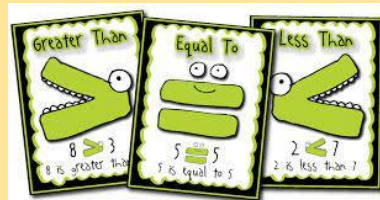
KG-2

Subject	Topic	Related Activities	Home – School Partnership (Talk, Share, Encourage)
<p>English</p>  	<ul style="list-style-type: none"> • Pictures and phonic sounds. • Writing of 2/3 letter words with the vowel 'o'. • Toughy turtle 	<p>Activity: Phonemic manipulation Fun games on vowels. The children will be given flash cards with alphabets and will be encouraged to construct common three letter words like pot, hot, fox, jog etc.</p> <p>Learning Objective: To be able to develop proper vocabulary and language skills with the help of phonics and two and three letter words.</p> 	<p>Simple sentences with two/three letter words of vowels such as “o” should be spoken and encouraged at home.</p> <p>“O” VOWEL APPLE ACTIVITY Children can make an apple on an A4 size paper. Parents can make small cuts on the two sides (as shown in the picture below).</p>  <p>With the help of popsicle sticks, the children can be asked to make a few words and read them and ask if they know the meaning of those words. Ask your ward to use those words in a sentence. Children should be encouraged to recognize & read the simple sight words aloud from newspaper daily. Boost your child’s self-confidence and acknowledge their efforts while they are recognizing the correct words from the newspaper.</p>

Mathematics



- Oral Drilling of Numbers (1-50)
- Introduction of Numbers (41-50)
- Matching
- Missing Numbers
- Number After
- Number Between
- Count and Write
- Larger/Smaller Number
- Concept of Tens & Ones.
- Put Signs $<$, $>$, & $=$



Activity:

Number card game
Sequencing Activities with the help of Flash Cards

Working with Mazes
Games on position & location.

Recognizing quantities
Memory Game

Learning Objective:

Able to read and write numbers from 1-50 in sequence.
To understand sequential counting.
To be able to count and place the numbers in forward and backward order.


Able to count the no. of objects and match it to the numbers



Encourage your children to repeat numbers 1-40 every week. Spend half an hour everyday on developing numeracy concept. Revise the work done earlier to strengthen concepts.

MAKING TENS AND ONES








Parents can provide their child with popsicle sticks, sequins and number cards. Popsicle stick will represent tens and sequins will represent ones. Let your ward pick up the number card and recognize the number on it. The child will then stick the sequins on the popsicle stick as per the number recognized on the paper.






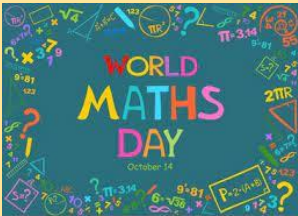
GIVE ALLIE THE BIGGER NUMBER


Ask the children to pick out any two random numbers from 1 to 50. Place the numbers randomly, ask the child to make the alligators mouth with the help of popsicle sticks



<p>EVS</p>  	<ul style="list-style-type: none"> • World of animals • How we travel • Seasons  	<p>Activity: Engage students in conversation and discussions.</p> <p>Learning objective: Differentiate between domestic, wild and pet animals. Recognize the natural dwellings of animals.</p> <p>Activity: Conversation and role play to learn about road safety.</p> <p>Learning objective: Differentiate between land, water and air transport</p> <p>Activity: Teacher will engage students in different activities to identify different seasons.</p> <p>Learning objective: To be able to understand the concept of season. Develop their understanding about the things used during summer, winter, rainy.</p>	<p>Parents can give quality time to their ward and have a discussion about the approaching winter season and its characteristics.</p> <p>SEASONS CHART Children can draw 4 similar types of trees, or parents can help their child to draw the trees. Children can use a clump of Q-tips/ear buds to use for stamping the different colours that the trees portray during the different seasons.</p>  <p>ORIGAMI TRANSPORT Parents can help the child make any origami transport like the boat, or the airplane, etc.</p> 
<p>Hindi</p> 	<ul style="list-style-type: none"> • Oral • Recognition of pictures related to vyanjan च, छ, ज, झ, ञ 	<p>Activity: Simple songs & informal conversation.</p> <p>Learning Objective: To familiarize the children with the Hindi language. Association of the letter with the correct word.</p>	<p>Parents are expected to encourage children to identify the letters.</p> 



ACTIVITIES SCHEDULED FOR THE MONTH (KG-1)

Date	Theme	Activity
02 nd October, 2022	<p style="text-align: center;">Gandhi Jayanti</p> 	<p>KG-1 Students will make charkha using art and craft materials.</p>
10 th October, 2022	<p style="text-align: center;">World Mental Health Day</p> 	<p>KG-1 Awareness will be raised amongst students regarding the importance of being happy and keeping others happy too via morning message, videos/PPT. Students will do activity using art and craft materials.</p>
16 th October, 2022	<p style="text-align: center;">World Food Day</p> 	<p>KG-1 Awareness will be raised amongst students about actions that can be taken in our own little way for those who suffer from hunger. Students will colour the hands and paste pictures of foods depicting saving of food for all.</p> <p>Home Activity: Parents to make their ward understand as to what hunger and poverty is. They can show them a few videos appropriate to their age so that they realize the importance of not wasting food.</p>
20 th October, 2022	<p style="text-align: center;">Math Day</p> 	<p>KG-1 Various number games will be organized in order to develop numeracy skill amongst students</p>

<p>24th October, 2022</p>	<p style="text-align: center;">UN Day</p> 	<p>KG-1 Students will be familiarized with the importance of the UN organization. Students will make a UN Badge and wear it in order to celebrate the day. Home Activity: Parents can discuss with their ward the need for maintaining peace and harmony everywhere.</p>
---	--	--

ACTIVITIES SCHEDULED FOR THE MONTH (KG-2)

Date	Theme	Activity
<p>02nd October, 2022</p>	<p style="text-align: center;">Gandhi Jayanti</p> 	<p>KG-2 Students will make charkha using art and craft materials.</p>
<p>10th October, 2022</p>	<p style="text-align: center;">World Mental Health Day</p> 	<p>KG-2 Awareness will be raised amongst students regarding the importance of being happy and keeping others happy too via morning message, videos/PPT. Students will do activity using art and craft materials.</p>
<p>16th October, 2022</p>	<p style="text-align: center;">World Food Day</p> 	<p>KG-2 Awareness will be raised amongst students about actions that can be taken in our own little way for those who suffer from hunger. Students will colour the hands and paste pictures of foods depicting saving of food for all. Home Activity: Parents to make their ward understand as to what hunger and poverty is. They can show them a few videos appropriate to their age so that they realize the importance of not wasting food.</p>

<p>20th October, 2022</p>	<p>Math Day</p> 	<p>KG-2 Children will be shown how to use the money to buy and sell things similar to what we do in our day-to-day life.</p>
<p>24th October, 2022</p>	<p>UN Day</p> 	<p>KG-2 Students will be familiarized with the importance of the UN organization. Students will make a UN Badge and wear it in order to celebrate the day. Home Activity: Parents can discuss with their ward the need for maintaining peace and harmony everywhere.</p>

*We hope that you and your ward get involved and enjoy the new learning experience.
The next update shall be released in the first week of NOVEMBER 2022.*

