



LEADERS PRIVATE SCHOOL, SHARJAH
KINDEGARTEN DEPARTMENT (KG1 & KG2)

KINDERTINKLE



JANUARY
2023

An interactive infocorner



Overview:

“The magic in new beginnings is truly the most powerful of them all” – Josiyah Martin

LPS Kindergarten is glad to welcome our dear students and beloved parents to a brand-new year with a fresh start and the joy of learning and growing together!

We sincerely hope you have all had a wonderful and restful vacation.

Enjoy.....Learn.....Succeed.....Let this be the key to this new beginning.

As always, we have arranged various activities to keep our students engaged in experiential learning experiences. Rhymes day, Republic Day Celebration and English Handwriting Competition are the activities we will look forward to this month.

Apart from these, there are many more activities lined up each day for our students to learn and enjoy.






Students learn best when there is a supportive and effective partnership among the teachers, family and students. We look forward to working effectively towards the holistic development of our students to make the school year a great success.


Wishing you all a very happy and prosperous New year once again.

KG TEAM

A Beehive of Exciting Activities

KG-1

Subject	Topic	Related Activities	Home–School Partnership (Talk, Share, Encourage)
<p>English</p>  	<ul style="list-style-type: none"> • Fun with phonics. • Blending of two letter words. • Writing letters: Ss, Tt, Uu, & Vv . • Sight words. 	<p>Activity: Matching the capital letters to the small letters. Letter games with the help of flashcards & PPT will be conducted.</p> <p>Learning Objective: Writing of letter Ss, Tt, Uu, & Vv in correct formation & recognize the related pictures. Identify letters Ss, Tt, Uu, & Vv with their phonic sound.</p> 	<p>Parent can help their ward in better understanding of sight words & vocabulary with the help of story books, flash cards.</p> <p><u>Letter ‘T’ – Tree craft</u> Materials- Letter ‘T’ cut out of brown colour card board & some green colour paper cutouts, glue sticks. Allow your ward to stick ‘T’ on one blank paper and stick green colour paper cut outs on it like a tree.</p> <p>Encourage your ward to say few word with the letters Ss, Tt, Uu, & Vv and also sing phonic song of letters while doing activity.</p>  <p style="text-align: right; font-size: small;">www.fantasticfunandlearning.com</p>



Letter U - 'Umbrella' craft:

Material-

'U' shape cut out of any colour, umbrella shape cutout & glue stick.

Allow your ward to stick 'U' & stick an umbrella shape cutout on upside of letter 'U'. Encourage your ward while doing the activity.



Mathematics



- Recognition & Counting Numbers (1-20).
- Writing numbers: 14, 15, 16.
- Missing Numbers
- Number After
- Number Between

Activity:

Introduction of numbers 14, 15 & 16 with the help of flash cards & actual object counting.

Learning Objective:

To identify the numbers.

To understand the quantitative value of numbers.


Numbers are everywhere. Encourage your child to spell out the numbers as soon as you see one & understand the quantitative value of the number.

NUMBER MATCHING WITH PAPER CUPS:

Parents will place one paper with circles on it. Draw the dots in circle upon the quantity of the numbers & take a paper cups write the number on the top of the cups. Give that cups to your ward. Encourage your child to find the number value & place the paper cup on it.



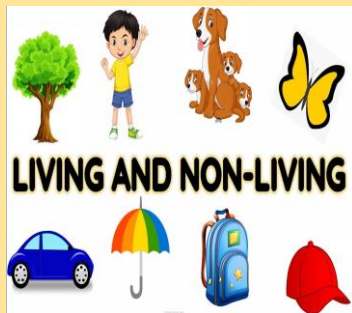
15



EVS



- Living & Non Living
- My neighbourhood
- Neat & clean
- Community helper



Activity:

The teachers will display related flash cards, puppets & ask them about the occupation and things related to it.

The teacher will tell them to do the role play & sing a song on it to relate with the occupation.

Learning Objectives:

To understand the role of community helpers. Identifies object associated with people of different professions.

SORTING - LIVING & NON-LIVING THINGS:

Parents provide their ward some object or show the picture flash card about living & non-living things. Children should sort the picture to differentiate living & non-living things. Parent can talk on related topics.




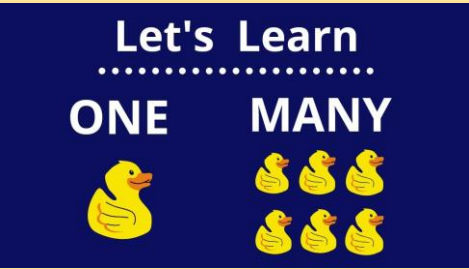

COMMUNITY HELPERS IMPORTANCE:






Talk with your ward about the importance of being thankful and polite towards all the people who help us with their work, both inside and outside the house.

KG-2

Subject	Topic	Related Activities	Home – School Partnership (Talk, Share, Encourage)
<p>English</p>  	<ul style="list-style-type: none"> • Concept of, one and many) • Writing of Sight words through sentences (This, That, These & Those) • Sight words (Dolch words list –3) • Toughy Turtle. 	<p>Activity: Word Games/ word buildings.</p> <p>Learning Objectives: To use these sight words in their daily conversation. To be able to frame small sentences with the help of sight words To differentiate between one & many concepts.</p> 	<p>Simple sentences with two/three letter words should be spoken at home and encourage your child to speak. Help your child read the sight words in the sentences.</p> <p><u>READ & COVER SIGHT WORDS ACTIVITY</u></p> <p>Take one paper & write some sight words on it. Then ask your ward to read it aloud. When he/she has read that correctly cover that sight word with small blocks and continue the activity unless all sight words are covered.</p> 

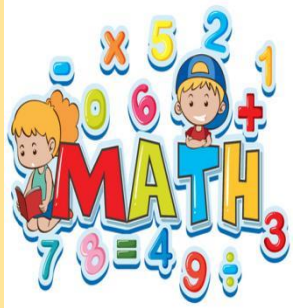
Let's Learn
.....

ONE MANY

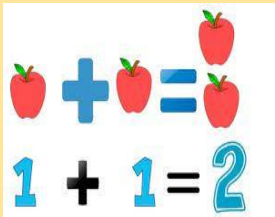



Encourage them to identify the sight words with an age-appropriate story book & allow them to circle the sight words.

Mathematics



- Recap of numbers (1-50).
- Introduction of Number Names (14-20).
- Addition with Objects.



Activity:
Playing with flash cards & arrange them in a sequence.
Recognizing the quantities of number.
Memory games.

Learning Objective:
Able to read and write numbers from 1-50 in sequence & able to understand the quantitative value of numbers. To be able to write the number name in sequence.


1 one	2 two	3 three	4 four	5 five
6 six	7 seven	8 eight	9 nine	10 ten
11 eleven	12 twelve	13 thirteen	14 fourteen	15 fifteen
16 sixteen	17 seventeen	18 eighteen	19 nineteen	20 twenty

Activity:
The teacher will take two sets of objects & add one set to the other to show addition.

Learning Objective:

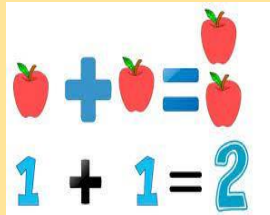
ADDITION WITH THE HELP OF PLAYDOUGH:

Parents can provide their child with ten frame & play dough in two different colours. Put the one colour of the play dough in one ten frame square & another colour of play dough in another ten-frame square. Ask your ward to count both of them together & write the number as the answer. This activity helps your ward in understanding the concept of addition,



Parents can assist their ward to enhance their counting skill by providing them with opportunities in various places such as grocery stores or malls. Allow them to count various objects to sum it up.

Make sense of problems and persevere in solving them.




Parents can take their children to vegetable shops or malls to show them different types of vegetables & allow them to recognize the difference between fruits & vegetables.

VEGETABLE PRINTS:

Parent can provide their kids with the different types of vegetables & cut them into half. Afterwards give them some colours & blank paper with the name of vegetables allow your ward to read that name & recognize the vegetable. Print that half part of vegetables in different colours. It is really fun-filled activity for kids.



EVS



- Vegetables(Written)
- Birds(Written)
- Animals(Written)
- Insects(Written)
- World leader



Activity:

Teacher will engage students in group activities, conversion & discussion about vegetable, birds, animals & world leaders

Learning objective:

Identify & write the names of vegetables, birds & animals to read & associate the word to the correct picture.





Hindi



Orals
 Recognition of pictures related to vyanjan भ, म, य, र, ल, व

Activity:
 Simple songs & informal conversation.

Learning Objective:
 To familiarize the children with the Hindi language.


Association of the letter with the correct word.

Parents are expected to encourage children to identify the letters.






ACTIVITIES SCHEDULED FOR THE MONTH (KG-1)

Date	Theme	Activity
<p>10th January 2023</p>	<p>Spic & Span day</p> 	<p>KG-1 Hands-on activity followed by a worksheet will be provided for a better understanding of the following cleanliness and being in a state of spic and span in day to day life. Home Activity: Parents can inspire among their wards a need of maintaining cleanliness not only in their homes but also around them. Talk to your kids about the importance of keeping the Environment clean. If parents can take their wards around their locality and show them the different garbage bins used to throw different types of waste materials and explain to them the importance of separating the different waste materials.</p>
<p>12th January, 2023</p>	<p>Colouring Event</p> 	<p>KG-1 Colouring worksheets will be given to students and opportunities will be provided to them in order to enhance their creative skills. Home Activity: Parents can provide their wards water colours & allow them to explore their imagination.</p>
<p>24th January, 2023</p>	<p>Rhymes Day</p> 	<p>KG-1 Students will perform the rhyme selected for their class on the stage. Home Activity: Parents can assist their wards to learn the rhyme and actions for the performance.</p>
<p>25th January, 2023</p>	<p>Republic Day Celebration</p> 	<p>KG-1 Students will color the worksheet with the help of the Indian flag color. Home Activity: Parents can talk to their children about the importance and the reason behind the day's celebration. Tell them about the "People of India" and its diverse nature.</p>

<p>30th January, 2023</p>	<p>English Hand writing event</p> 	<p>KG-1 Students will be given a four-line page where they will write A-Z in proper formation & neat handwriting. Home Activity: Provide your child with opportunities to practice writing every day in proper formation.</p>
---	--	---

ACTIVITIES SCHEDULED FOR THE MONTH (KG-2)

Date	Theme	Activity
<p>10th January, 2023</p>	<p>Spic & Span day</p> 	<p>KG-2 The worksheet will be provided for a better understanding. Home Activity: Encourage your ward in maintaining neatness in the house. Let them keep their belongings in the proper place and give them the opportunity to help the parents/siblings in doing small household work.</p>
<p>12th January, 2023</p>	<p>Colouring Event</p> 	<p>KG-2 Colouring worksheets will be given to students and opportunities will be provided to them in order to enhance their creative skills. Home Activity: Parents can provide their ward water colours & allow them to explore their imagination.</p>
<p>24th January, 2023</p>	<p>Rhymes Day</p>	<p>KG-2 Students will perform the rhyme selected for their class on the stage. Home Activity:</p>

	 <p>it's always a good time for Nursery Rhymes</p>	<p>Parents can assist their wards to learn the rhyme and actions for the performance.</p>
<p>25th January, 2023</p>	<p>REPUBLIC DAY</p>  <p>Happy Republic Day</p>	<p>KG-2 Students will colour the worksheet and do activities with the help of Indian flag colour papers. Home Activity: Parents should familiarize their children with the culture and heritage of India.</p>
<p>30th January 2023</p>	<p>English Handwriting event</p> 	<p>KG-2 Students will be provided with a four-line page, where they have to transcript the given sentence from the board in proper formation of alphabet & neat handwriting. Home Activity: Provide your child with an opportunity to practice writing every day in proper formation.</p>

We hope that you and your ward get involved in and enjoy the new learning

