

LEADERS PRIVATE SCHOOL, SHARJAH
KINDERGARTEN DEPARTMENT (KG-1 & KG-2)

KINDERTINKLE



JUNE
2022

An interactive infocorner



Overview:

“The goal of early childhood education should be to activate the child’s own natural desire Home–School Maria Montessori

With the onset of long hot summer days, we have something to cherish for. Yes! The much-awaited summer holidays are approaching.

Our goal is to provide continuous educational opportunities for their understanding and development.

This month will witness the celebration of World Environment Day, Father’s Day, Yoga Day, and many more that will enable our tiny tots to extend their learning experience into their day-to-day life. As we work towards improving the learning curve of our children it would be appreciated if the parents too, reinforce the same after the class hours which will surely arouse interest among children and improve their understanding and communication patterns.

In order to keep our students well connected with learning, the KG department will be designing a fun-filled holiday homework which will be uploaded by next month. We take this opportunity to thank you for the co-operation and support that you have extended in making this term a successful one during this unprecedented situation.



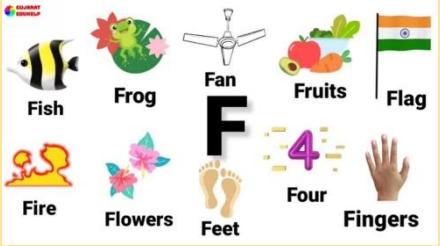

We wish you safe travels and an abundance of joy, laughter, and love this summer with your family.

Stay strong! Stay healthy!

KG TEAM

A Beehive of Exciting Activities

KG-1

Subject	Topic	Related Activities	Home – School Partnership (Talk, Share, Encourage)
<p>English</p> 	<ul style="list-style-type: none"> • Fun with phonics • Phonetic and Picture reading • Writing letters: Cc, Dd, Ee, Ff. 	<p>Activity:(Letter “C”, “D”, “E” & ‘F’ Games with flashcards on various day-to-day activities.</p> <p>Learning Objective: Vocabulary development. Trace letters C,D, E & F in proper formation and relate them to the corresponding pictures. Identify letter C (c), D(d) E(e) & F (f) and its phonic sound.</p> 	<p>Painting with Carrots Cut real carrots into 2-3” pieces. Use them as a rubber stamp – dip in orange color and print to make a letter C.</p> <p>E is for Eggs Distribute an empty egg carton and twelve small paper eggs to your ward. Have him/her cut E-pictures from magazines, glue them to the eggs, and place the eggs in the egg carton. Help them label the backside of the eggs with the picture name.</p> <p>Finger paint Fans Give your ward small paper plates to finger paint. After the plates are dry, print capital and small F. Tape a tongue depressor to the back for a handle and let the children have fun fanning themselves.</p>
<p>Mathematics</p> 	<ul style="list-style-type: none"> • Counting Numbers (1-5) • Pre-number Concept • Heavy and Light • Same kind • odd one out 	<p>Activity: The teacher will show concrete objects and explain the concept of Heavy/Light, More/Less, Same Kind & Odd one Out.</p> <p>Learning Objectives: To understand the spatial concept and to co-relate with their surroundi</p>	<p>Parents should reinforce the value of number 3 & 4 through this fun activity. Directions: Roll out play dough and make numbers. Give the numbers and toothpicks to your ward on a tray. Have your child count the number of toothpicks that matches the play dough number or you can count them together. Poke toothpicks into the play dough (number 2 would get 2 toothpicks & so on.</p>

- More and less
- Writing Numbers: 3 & 4.



ng
Activity:
 Introduction of writing numbers 3 and 4 with their associated value.

Learning Objectives:
 To be able to co-relate the numeric with the quantitative value in everyday life.



EVS

- My School
- Good Manners
- Good Habits

Activity:
 Discussions.
Learning Objective:
 To Identify his/her school & activities associated with the school.

Activity:
 Engage students in rhyme to role-play to inculcate good manners & good habits.





















Learning objective
 Learn about good manners and practice them.






To be able to understand & learn Good manners like being polite etc.
 To improve social skills.



Stress on the use of words 'SORRY', 'THANKYOU', and 'EXCUSE ME' in daily life. Help them relate to certain situations and let your ward recognize the appropriate usage of that particular word in various situations.



KG-2


Subject	Topic	Related Activities	Home – School Partnership (Talk, Share, Encourage)												
<p>English</p> 	<ul style="list-style-type: none"> • Pictures and phonic sounds. • Writing of 2/3 letter words with the vowel 'e' <table border="1" style="margin-left: auto; margin-right: auto;"> <tr> <td></td> <td></td> <td></td> </tr> <tr> <td>leg</td> <td>Meg</td> <td>peg</td> </tr> <tr> <td></td> <td></td> <td></td> </tr> <tr> <td>den</td> <td>hen</td> <td>men</td> </tr> </table> <p>Toughy turtle</p>				leg	Meg	peg				den	hen	men	<p>Activity: The children will be given flashcards with alphabets and will be encouraged to construct common three-letter words like a pet, ten, fed, peg, etc.</p> <p>Learning Objectives: To be able to develop proper vocabulary and language skills with the help of phonics and two and three-letter words.</p>	<p style="text-align: center;">WORD FAMILY MATS</p> <p>Family picture mats and accompanying word cards will help your child gain confidence reading words in short 'e' vowel word families.</p> <p>The picture clues give extra support to your ward. These mats are a great vocabulary builder, too! Print and laminate each mat on sturdy cardstock. Cut them apart and stick velcro dots to the pictures and backs of the cards. Take off all the cards. Have your child read the name of the family in the center of the board. Then have him read each card and match it to the picture. After a few times of doing this with you, this is something your child might be able to do himself.</p> <p>Simple sentences with the two/three-letter words of vowels "e" should be spoken & encouraged at home.</p>
															
leg	Meg	peg													
															
den	hen	men													
<p>Mathematics</p> 	<ul style="list-style-type: none"> • Time • Skip Counting • Writing of Numbers (21-30) • Number After • Number Between 	<p>Activity: Number Game</p> <p>Learning Objective: Able to read and write numbers from 1-30 in sequence.</p> <p>Activity: Concepts like more or less $<$, $>$ or $=$ will be done with the help of flashcards & real objects.</p> <p>Learning Objective:</p>	<p>Encourage your children to repeat numbers 1- 30 every week. Spend half an hour every day on developing numeracy concepts. Revise the work done earlier to strengthen concepts.</p> <p>Help your ward understand the concept of time using the given link below:</p>												

	<ul style="list-style-type: none"> Count & Write Larger Number/ Smaller Number Put Signs(=, <,>) 	<p>Compare & evaluate the no. value Understand the concept of greater than, lesser than & = to sign.</p> <p>Activity: _ Hands-on Activity</p> <p>Learning Objective: To tell time using a clock To identify and associate activities done during different times of the day Compare and discriminate.</p>	<p>https://www.youtube.com/watch?v=HrxZWNu72WI&t=310s</p>  <p>Show your ward how numbers & counting apply to everyday life. For example, have your child help you measure ingredients for a recipe by measuring and counting the number of cups or spoons full. Talk about how things or amounts are more, less, bigger and smaller, and be sure to praise his/her efforts.</p>
<p>EVS</p> 	<ul style="list-style-type: none"> People who help us  <ul style="list-style-type: none"> Plants around us. 	<p>Activity: PPT/ flash cards/ discussions</p> <p>Learning objective To recognize the importance of having those people in our life. Associate the tools used by each community helper.</p> <p>Activity: The teacher will explain & discuss trees & their importance.</p> <p>Learning objectives: Identification of different kinds of plants & leaves.</p>	<p>Talk to your child about the people who help us in various ways & encourage them to respect each profession. This will enable your ward to know the importance of different people's roles in leading a healthy life.</p> <p>Take your ward out in the garden and show him/her the parts of a plant and familiarize them with the name of the parts. Also, tell them to be careful & not to destroy plants.</p> 


<p>Hindi</p> 	<ul style="list-style-type: none"> • Oral • Recognition of pictures related to swar ओ, औ, अं, अः 	<p>Activity: Simple songs & informal conversation.</p> <p>Learning Objective: To familiarize the children with the Hindi language.</p> <p>Association of the letter with the correct word.</p>	<p>Parents are expected to encourage children to identify the letters.</p> 
---	--	--	--




ACTIVITIES SCHEDULED FOR THE MONTH (KG-1)

Date	Theme	Activity
6 th June, 2022	<p>World Environment Day Celebration</p> 	<p>KG-1</p> <p>The students will make a headband using waste material like newspapers or magazines depicting the ways through which we can help & protect our environment.</p> <p>Home Activity: Parents can instill a love for the environment in their kids by reusing pet bottles and planting small saplings in them and making their kids understand the importance of re-using the materials.</p>
08 th June 2022	<p>Ocean Day</p> 	<p>KG 1</p> <p>Students will do a paper plate activity and decorate with craft material to develop awareness about water animals.</p> <p>Home Activity: Parents can have a discussion with their ward so that they gain better understanding of water animals.</p>
23 rd June 2022	<p>Pick & Talk</p> 	<p>KG-1</p> <p>Students will have to select a topic from the options provided. They will display concrete objects or flashcards of the related topic and speak a few lines on it.</p> <p>Home Activity:</p>

		Provide an opportunity to your ward to speak about the things they see around in the house.
21 st June 2022	International Yoga Day/ Fathers' Day 	KG-1 The students will make a card using art and craft materials for their father. The students will be involved in doing basic yoga poses with the help of PPT and related video. Home Activity: Children should be spoken about the role of a father & the responsibilities he undertakes with the love & support of the family members.

ACTIVITIES SCHEDULED FOR THE MONTH (KG-2)

Date	Theme	Activity
6 th June 2022	World Environment Day Celebration 	KG-2 Children will do Thumb or Cotton bud printing on a tree. Home Activity Parents should discuss with children on the vital need of saving the environment. They can guide their ward in little ways to keep the environment clean.

08 th June,2022	<p style="text-align: center;">Ocean Day</p> 	<p>KG-2</p> <p>Students will do a paper plate activity and decorate with craft material to develop awareness about water animals.</p> <p>Home Activity</p> <p>Parents should inform their wards about the importance of the ocean & its relevance in our lives.</p>
23rd June 2022	<p style="text-align: center;">Pick & Talk</p> 	<p>KG-2</p> <p>Students will have to select a topic from the options provided. They will display concrete objects or flashcards of the related topic and speak a few lines on it.</p> <p>Home Activity:</p> <p>Encourage your ward to pick any object from its surroundings and give relevant information regarding the object selected. Assist them and encourage them while they are trying out the task.</p>
21 st June 2022	<p style="text-align: center;">International Yoga Day/ Fathers' Day</p> 	<p>KG-2</p> <p>The students will make palm printing greeting cards for their father.</p> <p>The students will be involved in doing basic yoga poses with the help of PPT and related video.</p> <p>Home Activity:</p> <p>Children should be made aware of the role of a father & the responsibilities he undertakes with the love & support of family members.</p>

*We hope that you and your ward get involved and enjoy the new learning experience.
The next update shall be released in the first week of SEPTEMBER 2022.*

