



LEADERS PRIVATE SCHOOL, SHARJAH

KINDEGARTEN DEPARTMENT (KG1 & KG2)

KINDERTINKLE

APRIL
2025



An interactive infocorner



Overview:

“The future belongs to those who believe in the beauty of their dreams.” – Eleanor Roosevelt

Welcome to the LPS Kindergarten family! We are excited to embark on this new journey with you and your little one. Starting kindergarten is a significant milestone, and we are committed to making it a joyful and enriching experience. Our goal is to create a warm, engaging, and nurturing environment where your child can explore, learn, and grow with confidence.

Our monthly newsletter, Kinder-Tinkle, serves as a bridge between school and home, ensuring a collaborative effort to nurture your child’s growth. Each edition will focus on key learning areas, skills development, and home-based activities to enhance the learning experience.

At LPS Kindergarten, we emphasize holistic development, nurturing children’s intellectual, social, and emotional well-being. Our dedicated educators create an enriching environment where young minds flourish. Apart from academic learning, we instill values, social etiquette, and cultural appreciation through interactive sessions like “Morning Message,” “Circle Time,” and “Exploring Our World.”

Together, we aim to provide a nurturing and stimulating educational experience that lays a strong foundation for your child's future success. We are excited to embark on this journey alongside you and your family as we work hand in hand to create a memorable and rewarding learning experience for our tiny tots at LPS.

We encourage you to be actively involved in your child's educational journey. Engaging with them in home activities fosters confidence and curiosity. Feel free to share pictures of your child participating in these activities to be displayed on our school board!



As we begin this new academic year, we are confident that with your support, we can create a learning environment where all students thrive.



We look forward to working together to make this school year a success.



KG TEAM

A Beehive of Exciting Activities


KG-1

Subject	Topic	Related Activities	Home – School Partnership (Talk, Share, Encourage)
English 	<ul style="list-style-type: none"> • Rhymes and doodling • Pattern writing • Pattern writing , _ \, /, c. • Phonetics and picture reading 	<p>Activity: Doodling Tracing curves and loops Interactive rhymes.</p> <p>Learning Objective: Writing readiness. Fine motor development. Getting introduced to standing lines/ sleeping lines/slanting & curves.</p> 	<p>To support the development of writing readiness skills, encourage your ward to engage in activities that strengthen fine motor control, coordination, and sensory awareness.</p> <ul style="list-style-type: none"> • Fine Motor Activities: Involve them in tasks that require grasping and manipulating small objects, such as drawing, solving puzzles, opening containers, threading, and similar activities. • Encouragement & Praise: Acknowledge their efforts, especially when they persist through challenges in fine motor tasks. • Hand & Finger Strength: Help build strength through activities like scrunching paper, using tweezers, playing with dough, and clipping pegs. • Sensory Play: Enhance tactile awareness through activities like finger painting and sensory play. • Hand-Eye Coordination: Provide opportunities for practice with hand-eye coordination exercises such as

			throwing and catching, as well as tasks that involve crossing the midline, like reaching across the body to pick up objects.
Mathematics 	<ul style="list-style-type: none"> Counting of numbers(1-5) Concept of shapes & patterns 	<p>Activity:</p> <ul style="list-style-type: none"> The teacher will engage students in shape-related activities and games through songs, concrete objects and PPT. Forming patterns with popsicle sticks <p>Learning Objective:</p> <ul style="list-style-type: none"> Identify the different shapes Name the shapes correctly Will be able to understand simple AB patterns 	<p>Turn shape learning into an exciting adventure with your child!</p> <ul style="list-style-type: none"> Treasure Hunt: Explore your home or surroundings to find real-life objects in different shapes—rectangles, circles, triangles, and squares. Storytime & Videos: Read engaging books about shapes or watch educational videos to reinforce learning. Shape Discussions: Describe each shape's features and ask thought-provoking questions like, “Which shape has two long sides and two short sides?” or “Which shape looks like a window or a dinner plate?” Exploring Corners: Extend the conversation by discussing corners—“What is a corner?” and “Which shape has no corners?”
EVS	<ul style="list-style-type: none"> Myself My Body 	<p>Activity:</p> <p>The students will be provided with the picture of a girl and boy which they will colour after identifying their gender.</p> <p>Students will be shown pictures & made to sing a song on different parts of the body. Head, shoulder, knees & toes.</p>	<p>Observation and Memory Game</p> <p>Collect 5-8 items and set them on a tray. Give your child one minute to observe and then remove items from sight. Test their memory by asking specific questions like "What colour was the marker?"</p> <p>Sensory Nature Exploration</p> <ul style="list-style-type: none"> Blindfolded Nature Walk: Create a sensory path using natural materials like sand, leaves, dirt, smooth rocks, and grass.

		<p>Learning Objective: Development of self-awareness Skills. Recognition of different parts of the body.</p> <div data-bbox="989 350 1304 613"> <p>Parts of the body</p>  </div>	<p>Blindfold your child and guide them across each surface, encouraging them to describe the textures and guess what they are walking on.</p> <ul style="list-style-type: none"> • Flower Discovery (Sight, Touch, Smell): Offer few flowers for your child to explore. Let them observe the colors, feel the petals, and enjoy their fragrances while describing their sensory experiences.
--	---	--	--

KG-2

Subject	Topic	Related Activities	Home – School Partnership (Talk, Share, Encourage)
<p>English</p> 	<ul style="list-style-type: none"> • Recap of Aa -Zz. • Sight words • Dolch List 1 	<p>Activity: Through PPT & also with the help of alphabet flashcards, children will revise the phonic sounds of all the letters. Games & phonic songs will be conducted in the class for their better understanding.</p> <p>Learning Objective:</p>	<p>To improve recognition of alphabets you may devise a game of placing alphabet flash cards in a bowl & help your child to pick a letter without looking. Then ask him/her to say the letter.</p> <p>Parents can use letter cards & encourage their ward to place the cards together& form sight words. Follow this up with a guessing game.</p>

Dolch List 1			
the	I	was	for
to	you	said	on
and	it	his	they
he	of	that	but
a	in	she	had

To recall & identify the alphabets & their phonic sounds.

Mathematics



- Shapes
- Pre-number concepts



Activity:

The teacher will engage students in shape-related activities and pre-number concepts through games songs, PPT and object hunt.




Learning Objective:




Identify different shapes.

Relate the shapes with the environment.




Shape Exploration:

Take a 'shape walk' around your house with your parents. Observe and identify different shapes present in your surroundings. Use your imagination to relate everyday objects to various geometric shapes. For example, a clock may be a circle, a door may be a rectangle, and so on. Get creative! Try to create your own objects using different shapes. Build a square with blocks, draw triangles on paper, or use household items to construct shapes.

			
<p>EVS</p> 	<ul style="list-style-type: none"> • Myself (MY Body) • My family 	<p>Activity: 'Me' - Introduction by the children.</p> <p>Learning objective: Develop the ability to understand one's self & build self-esteem.</p> <p>Activity: Family Tree Children will be made to paste pictures of family members on the cutout of a tree.</p> <p>Learning objective: Identify the concept of family & different roles of family members.</p>	<p>Parents to spend quality time with their ward and engage them in discussion about themselves. Encourage your ward to speak a few lines about themselves. Ask them to tell their likes and dislikes. Make them feel special by giving positive responses.</p> <p>Family Puppet Show: Help students create simple puppets of family members using paper bags, socks, or craft sticks. Then, encourage them to put on a puppet show where they act out scenes from their daily lives with their family members. This activity promotes creativity, storytelling, and imaginative play.</p>

			
Hindi 	<ul style="list-style-type: none"> • Oral • Recognition of pictures related to swara – a and aa. 	<p>Activity: Simple songs & informal conversation.</p> <p>Learning Objective: To familiarize the children with the Hindi language.</p> <p>Association of the letter with the correct word.</p>	<p>Parents are expected to encourage children to identify the letters.</p> 

ACTIVITIES SCHEDULED FOR THE MONTH (KG-1)

Date	Theme	Activity
17 th April 2025	Fun with Strokes 	KG-1 Children will be given the opportunity to practice and recreate various strokes. Home Activity: To support the development of fine motor skills and hand strength, it is essential to prepare children's hands for a proper pencil grip well before they begin formal writing. Encourage them to engage with a variety of hands-on materials and sensory tracing activities (as suggested) to help strengthen their finger muscles and enhance their fine motor coordination.
21 st – 24 th April 2025	Motor Development Week 	KG-1 Throughout the week, a diverse range of activities aimed at enhancing students' fine and gross motor skills will be offered. These activities include bead threading, lacing exercises, dough rolling, jumping, and ball games. Home Activity: Give kids playdough and tools like rolling pins, cookie cutters, and plastic knives. They can shape, roll, and mold the dough to make different things, which helps strengthen their hands and improve coordination.
22 nd April 2025	Earth Day 	KG 1 Awareness will be raised amongst students regarding the Earth Day celebration. Students will create handprint art on heart-shaped backgrounds to symbolize love and care for the planet. Home Activity: Children should be made aware of the importance of conserving natural resources, switching off lights when not in use & the need to save water.

28th April to
May 1st 2025

Sensorial Week



KG-1

The teacher will engage students in a structured conversation about each of the five sense organs. To deepen their understanding, children will participate in a variety of hands-on activities designed to explore and experience the functions of their senses.

Home Activity:

Sensory play is a great way to help children develop and sharpen their senses. Try a fun and interactive **Taste Test** activity at home!

Invite your child to close their eyes or wear a blindfold, then offer them a selection of their favorite fruits. As they taste each one, encourage them to guess which fruit it is. This simple game not only makes learning fun but also enhances their sense of taste and observation skills!

ACTIVITIES SCHEDULED FOR THE MONTH (KG-2)

Date	Theme	Activity
21 st April to 24 th April, 2025	Sensorial Week 	KG-2 <p>The teacher will lead interactive discussions on each sense organ, helping children explore their structure and function. A range of engaging activities will be conducted to deepen their understanding and appreciation of how the senses work.</p> <p>Home Activity: Enhance your child's auditory awareness through this fun game! Blindfold your child and play different everyday sounds—such as a ticking clock, running water, or musical instruments. Encourage them to guess each sound and talk about where it might come from. This activity helps</p>

		strengthen listening skills and builds curiosity about the world around them.
22 nd April 2025	<p>Earth Day</p> 	<p>KG-2</p> <p>Students will do the art/craft activity on the Earth cutout.</p> <p>Home Activity</p> <p>Help children realize how important it is to take care of the environment. It is never too early to start teaching children the importance of keeping our planet clean and learning how to reduce, reuse, and recycle, with a little guidance and supervision.</p>
28 th April 2025	<p>Fun with Phonics</p> 	<p>KG-2</p> <p>PPT will be shown to enrich their phonics. The students will play phonic games and identify phonic sounds with its associated letters.</p> <p>Home Activity:</p> <p>Mix and Match word game: Label paper cups with different letters. Then allow the students to recognize the letters and say its phonics sound followed by mixing and matching to create words.</p> 

*We hope that you and your ward get involved in and enjoy the new learning experience.
The next update shall be released in the first week of May 2025.*

