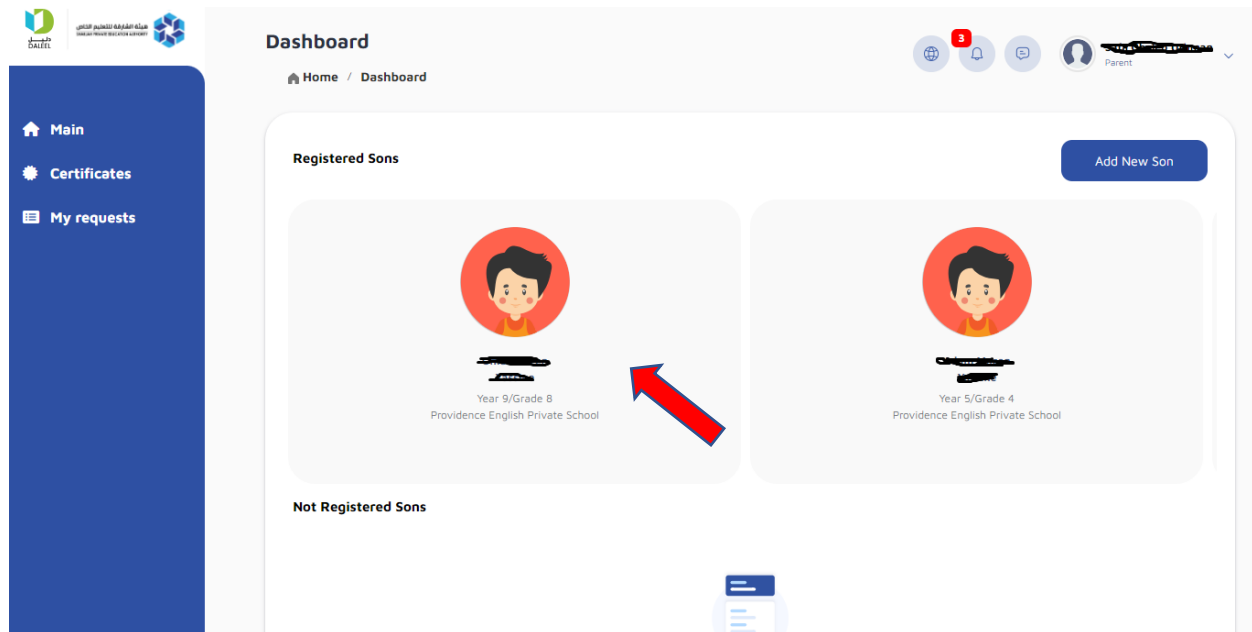


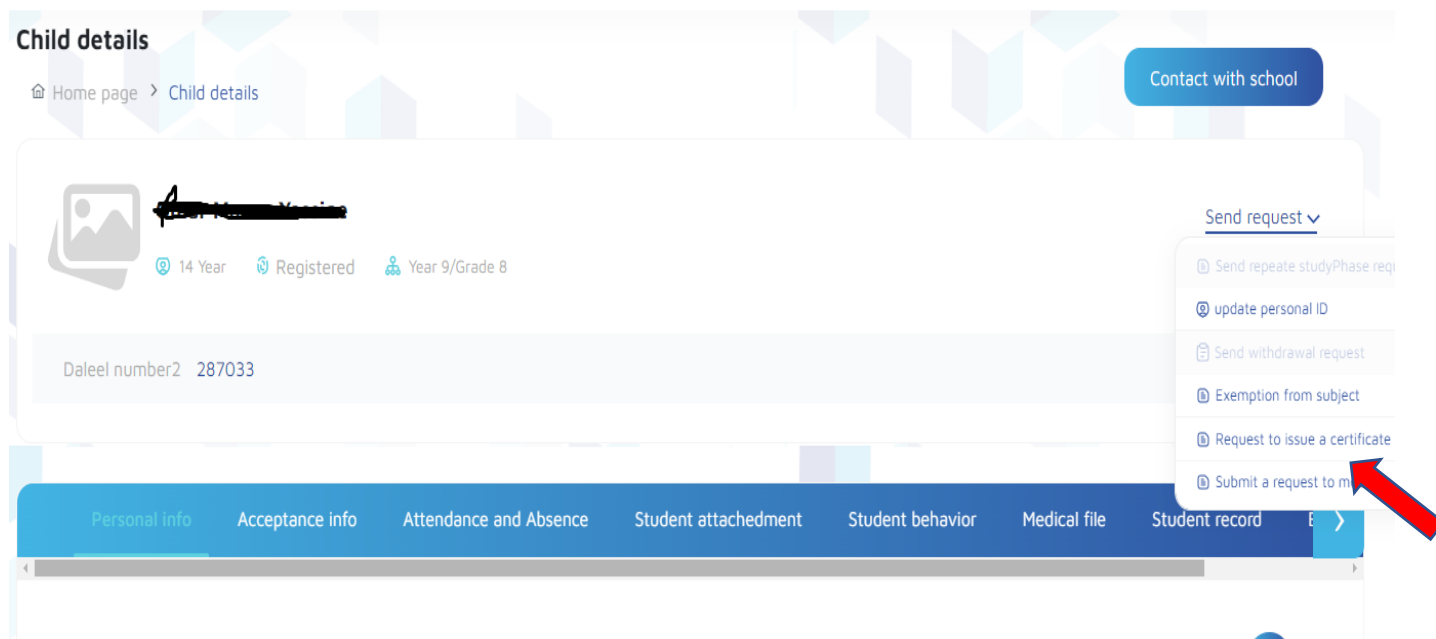
Open the website: <https://daleel.spea.shj.ae/auth/login>

Log in by your emirates ID


Click on your son name




Click on **Send Request** and choose **Request to Issue a Certificate**



New window will open Click the type of the Certificate and **choose Grades**,
Then Click on Add required information

 **Issue new certificate**



Type of certificate

Grades 


Grades





Certificate fee 15 Dirham

[Add required information](#)





Certificate list


Search... 


Academic year	Student name	Type of certificate	Certificate status
Select school year 	Select student name 	Choose certificate 	Certificate status 


And fill up the fields, exactly as below, then Click on **SAVE**




Add the required information - degree certificate

 **Student :-** 

Academic year * 2024-2023 

Semester * Last semester 

Type of certificate * All subjects 



After Saving the window below will be shown, click on the **small box** on the left hand then Click **Payment**


Certificate list

Search...








Academic year Student name Type of certificate Certificate status

Select school year Select student name Choose certificate Certificate status

[Reset](#) [Search](#)

 **Select certificate to print** [Payment](#)

Note : " You should only select certificate that has pending for payment status only "

		Certificate name	Certificate fee	Son's name	Issurance Date	Reference Number	Certificate status	
		Grades certificate	15 Dirham		--		Pending For Payment	

Payment page will be open, and you can pay by card then certificate will be issued