



PEPS PISA ACHIEVEMENTS

The **Programme for International Student Assessment (PISA)** is a set of standardised tests designed and delivered by the Organisation for Economic Co-operation and Development (OECD) to measure student's performance at the age of 15.

PISA focuses in 3 areas: **Mathematics, Science and Reading.**

One of the objectives of the UAE National Agenda is:

“The UAE will be among the 20 highest performing countries in PISA in 2021”

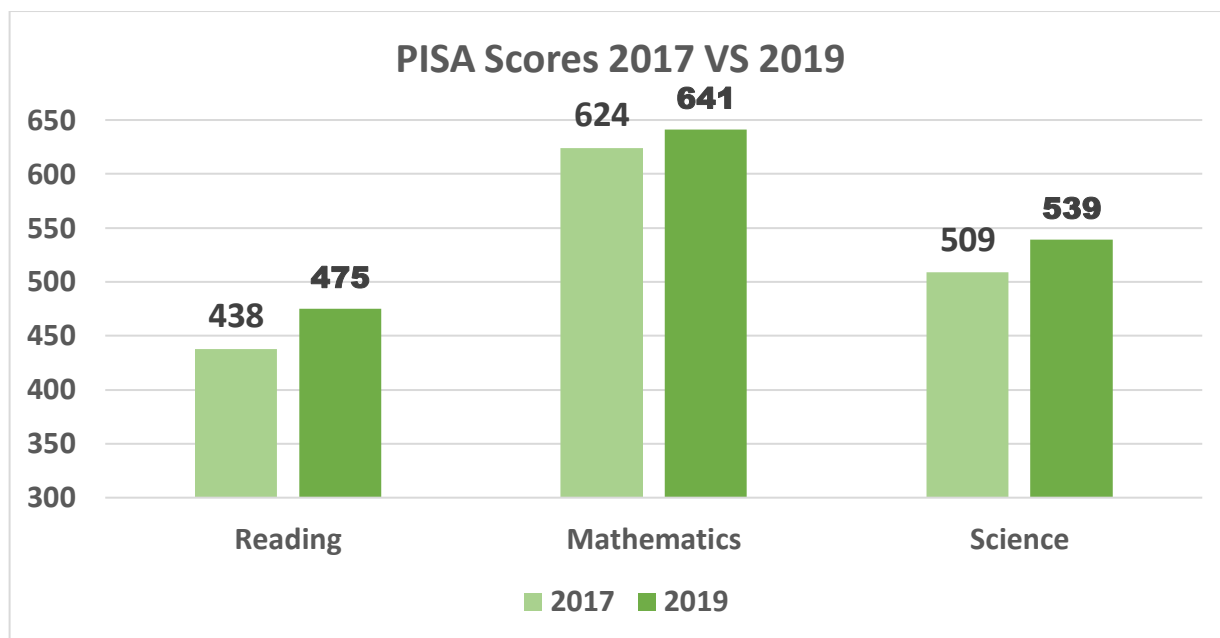
On the 04-06-2017, 40 students from PEPS took the PISA-based Test for Schools.

On the 30-04-2019, 36 students from PEPS took the PISA-based Test for Schools.

% of Participation = 100 %

PEPS PISA SCORES 2017 VS 2019					
Reading		Mathematics		Science	
Mean performance score		Mean performance score		Mean performance score	
2017	2019	2017	2019	2017	2019
438	475	624	641	509	539
P.L : Level 3	P.L: Level 3	P.L : Level 5	P.L : Level 6	P.L : Level 4	P.L : Level 4

The chart below compares PEPS students' score in PISA 2017 with their scores in PISA 2019 in Mathematics, Science and Reading.



In reading, the mean performance for students at PEPS in **PISA 2019** is **475 points**, which is statically significantly **higher** from the mean performance in **PISA 2017** by **37 points**.

In Mathematics, the mean performance for students at PEPS in **PISA 2019** is **641 points**, which is statically significantly **higher** from the mean performance in **PISA 2017** by **17 points**.

In Science, the mean performance for students at PEPS in **PISA 2019** is **539 points**, which is statically significantly **higher** from the mean performance in **PISA 2017** by **30 points**.

Difference in Students performance within PEPS and within other schools in the UAE in PISA 2017 and PISA 2019 respectively:

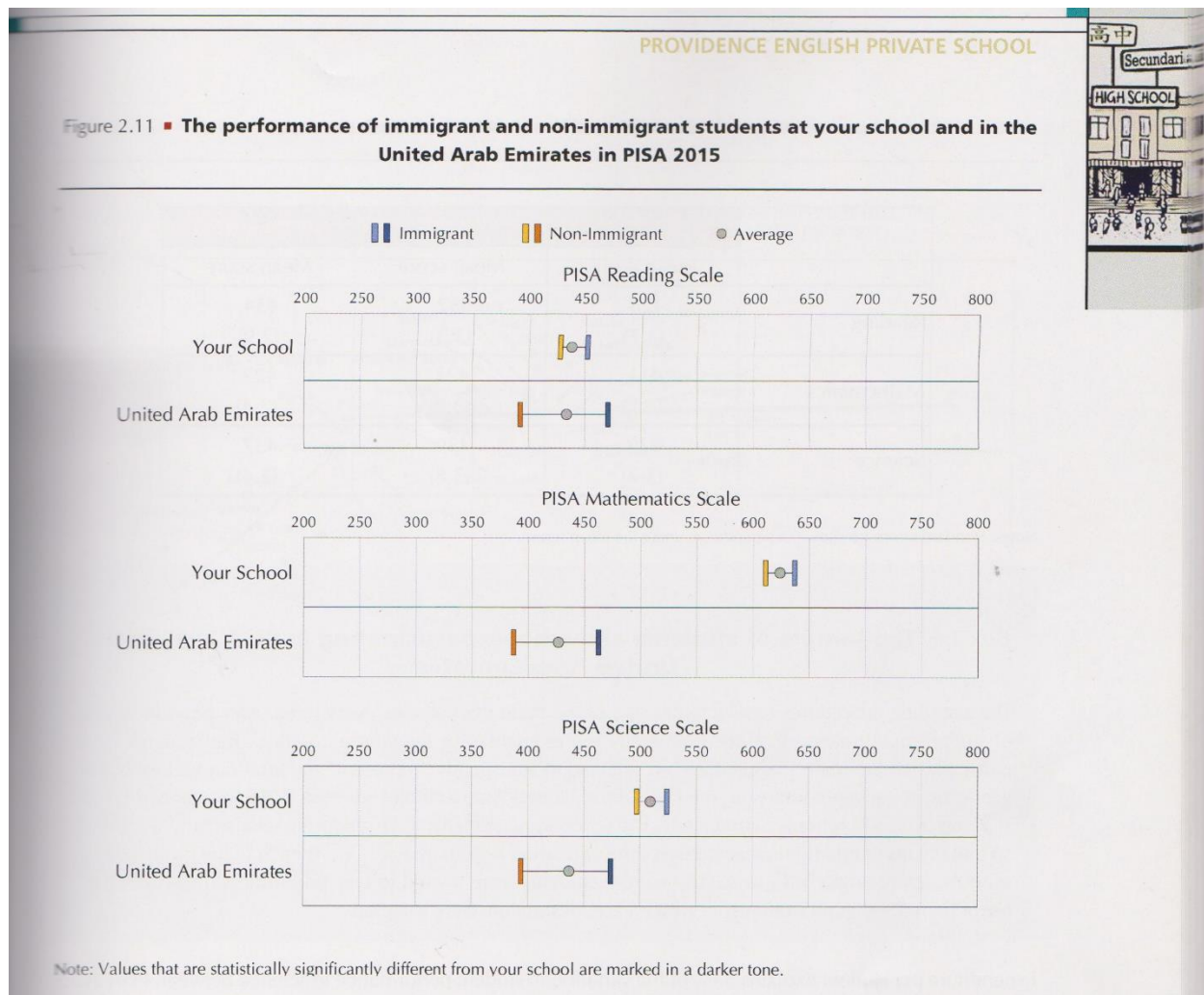
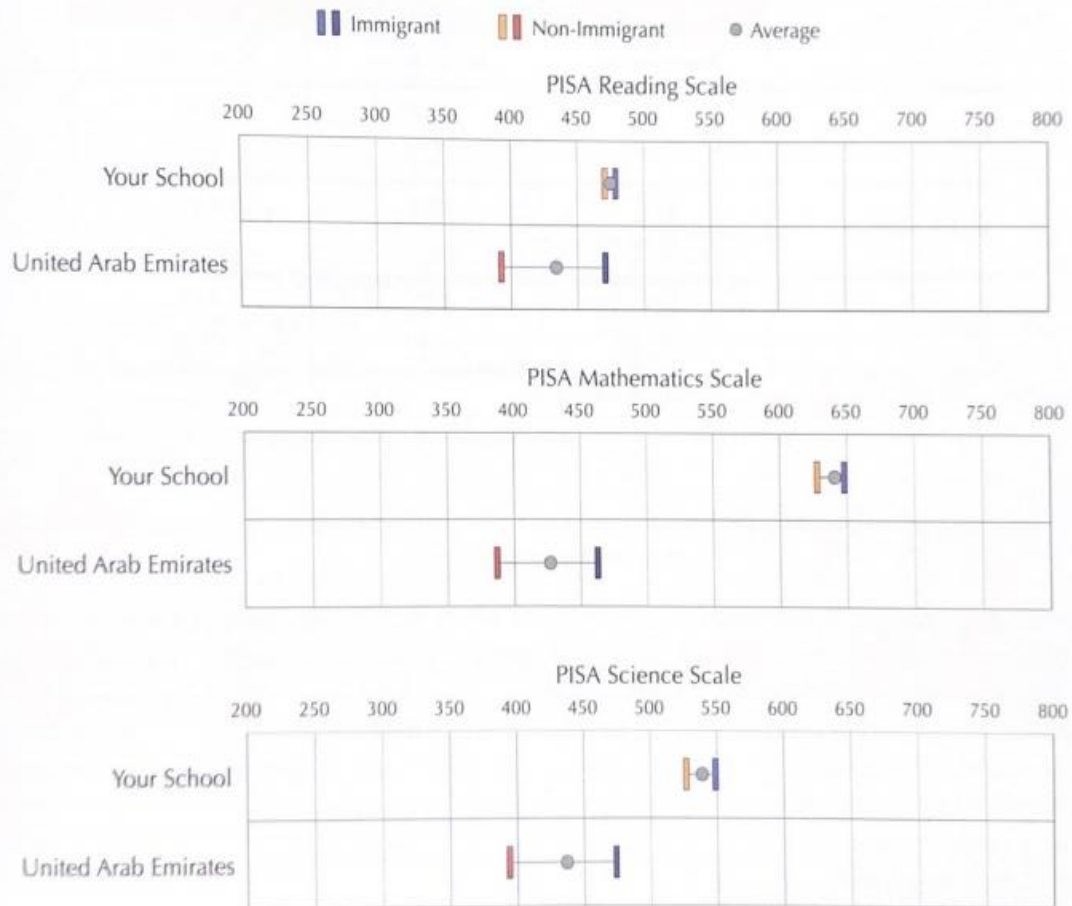


Figure 2.11 ■ The performance of immigrant and non-immigrant students at your school and in the United Arab Emirates in PISA 2015



Note: Values that are statistically significantly different from your school are marked in a darker tone.

Where PEPS stands internationally?

2017

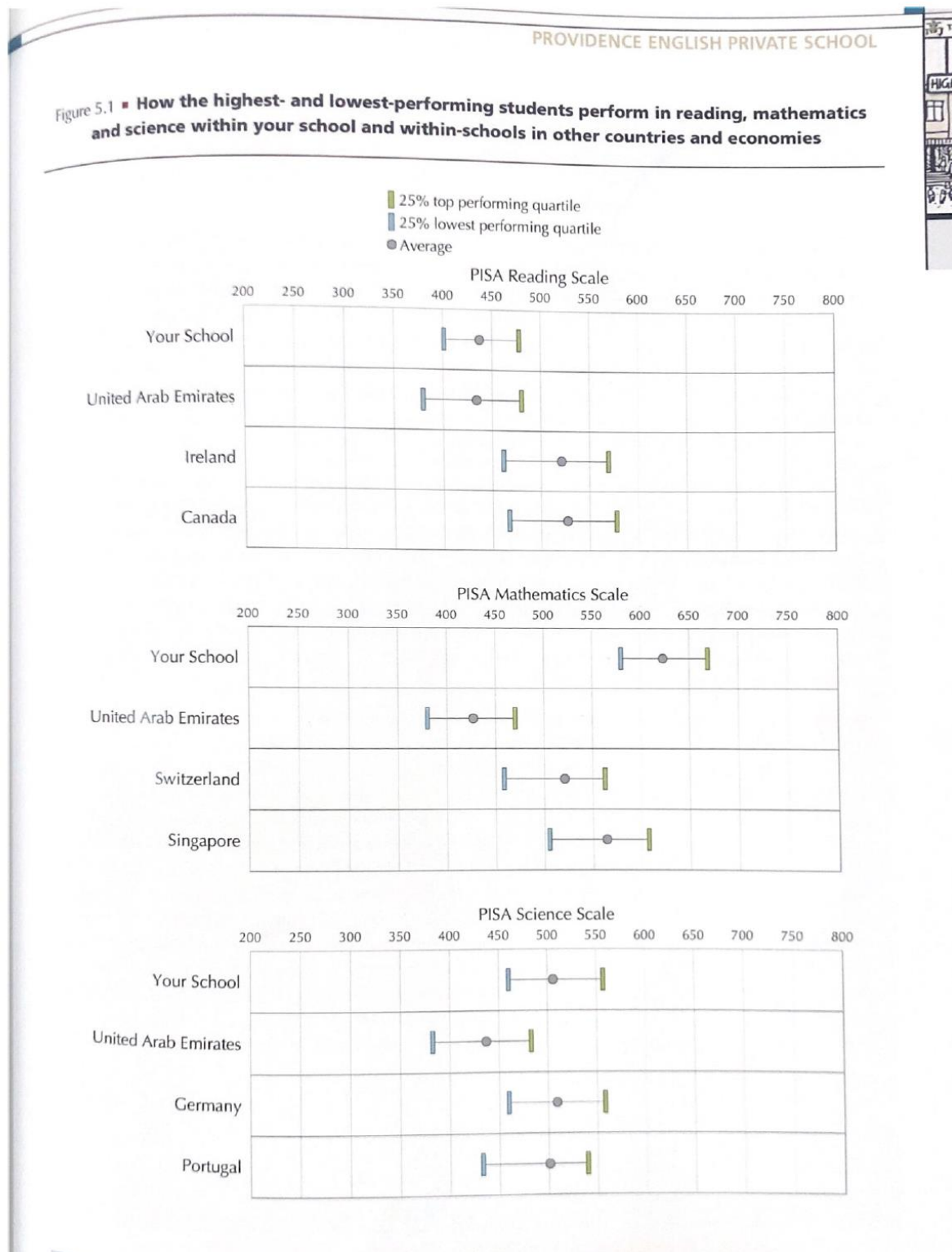


Figure 5.1 ■ How the highest- and lowest-performing students perform in reading, mathematics and science within your school and within-schools in other countries and economies

